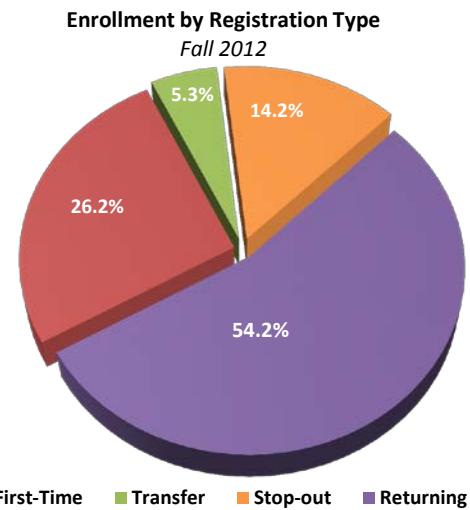


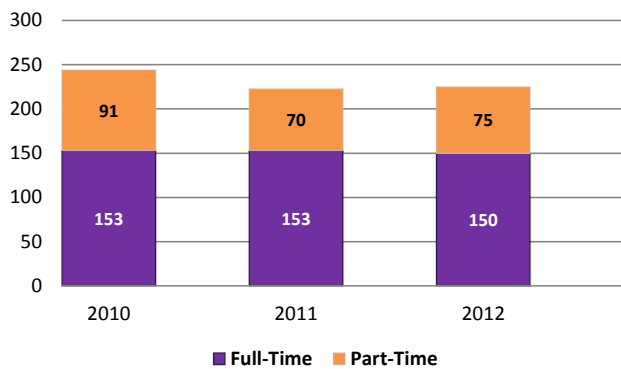
This is a profile of the Associate of Art in Art. The purpose of this document is to highlight the program's enrollments, demographics and outcomes. Enrollment information includes enrollment by attendance, enrollment by registration type, credits enrolled by attendance, and enrollment by gender and race/ethnicity. Outcomes information includes retention rates, graduation rates, transfer rates, degrees awarded by race/ethnicity, and 4-year colleges to which students transferred.



Source: SURE Enrollment File

Enrollment by Attendance

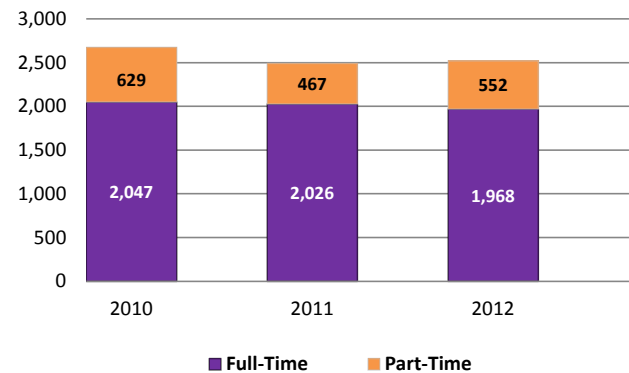
	2010	2011	2012
Full-Time	153	153	150
Part-Time	91	70	75
TOTAL	244	223	225



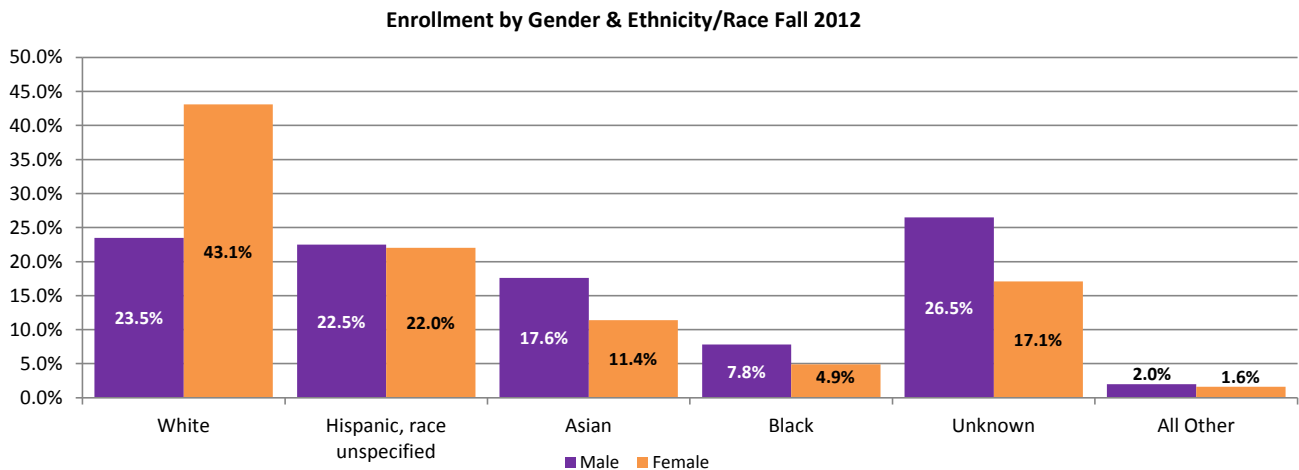
Source: SURE Enrollment File

Credits Enrolled by Attendance

	2010	2011	2012
Full-Time	2,047	2,026	1,968
Part-Time	629	467	552
TOTAL	2,676	2,493	2,520

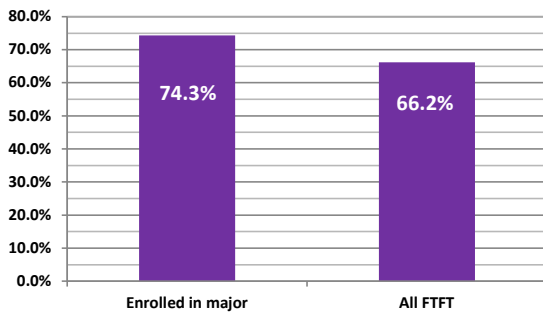


Source: SURE Enrollment File



Source: SURE Enrollment File

One-Year Retention*, FTFT, Fall 2011



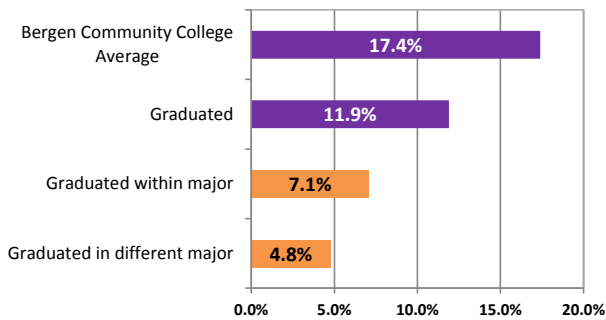
*One-Year Retention Rate includes First Time Full Time Degree-Seeking Students in the Fall 2011 who re-enrolled in Fall 2012
Source: SURE Enrollment Files

Transfer Colleges*, 2009 Cohort

- MONTCLAIR STATE UNIVERSITY
- NEW JERSEY CITY UNIVERSITY
- RAMAPO COLLEGE OF NEW JERSEY
- ROCHESTER INSTITUTE OF TECHNOLOGY
- SUNY FASHION INSTITUTE OF TECHNOLOGY

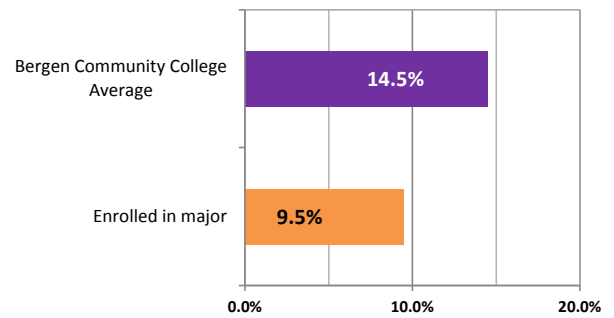
*Based on transfer schools for students who transferred without graduating between 2009 and 2013
Source: IPEDS, Graduation Rates Survey

Graduation Rates*, 2009 Cohort



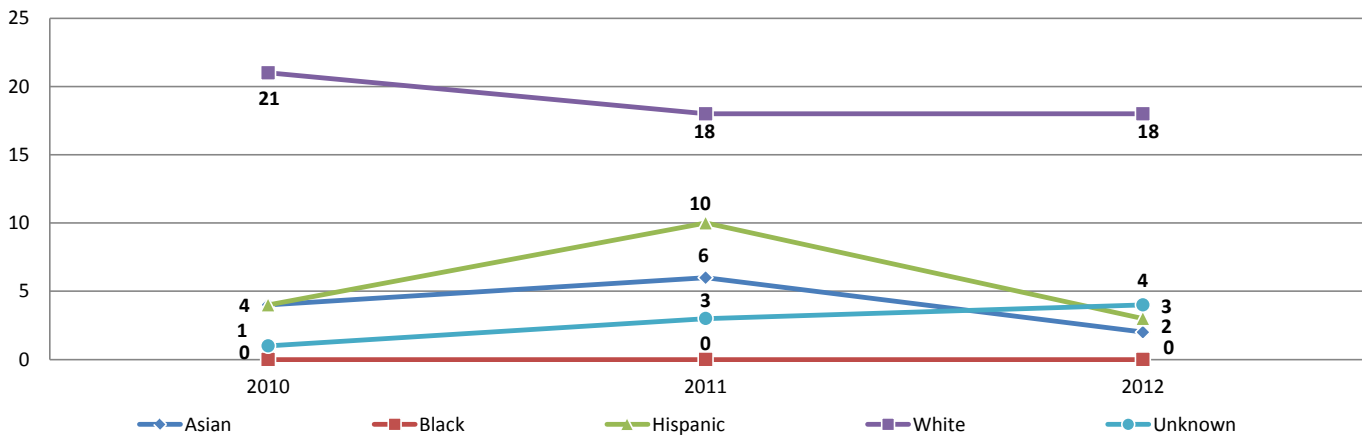
*Graduation Rates based on First Time Full Time Students who started at BCC in Fall 2009 and were tracked for 3 years (150%)
Source: IPEDS Graduation Rates Survey

Transfer Rates*, 2009 Cohort



*Transfer Rates based on First Time Full Time Students who started BCC in Fall 2009 and transferred without graduating within 3 years (150%)
Source: IPEDS Graduation Rates Survey

Degrees Awarded* by Race/Ethnicity



*Certain races excluded from chart because of low numbers

	American Indian	Black	Hawaiian/ P.I.	Asian	White	Two or More	Hispanic	Unknown	TOTAL
2010	0	0	0	4	21	0	4	1	30
2011	0	0	0	6	18	0	10	3	37
2012	0	0	0	2	18	0	3	4	27

Source: SURE Degrees Awarded File