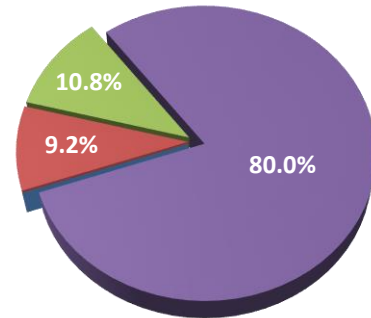


This is a profile of the Associate of Applied Science (A.A.S.) in Radiography. The purpose of this document is to highlight the program's enrollments, demographics, and outcomes. Enrollment information includes enrollment by attendance, enrollment by registration type, credits enrolled by attendance, and enrollment by gender and race/ethnicity. Outcomes information includes retention rates, graduation rates, degrees awarded by race/ethnicity, certification exam results, and job growth projections for target occupations.

Enrollment by Registration Type
Fall 2015



■ First-Time* ■ Transfer** ■ Stop-out*** ■ Returning****

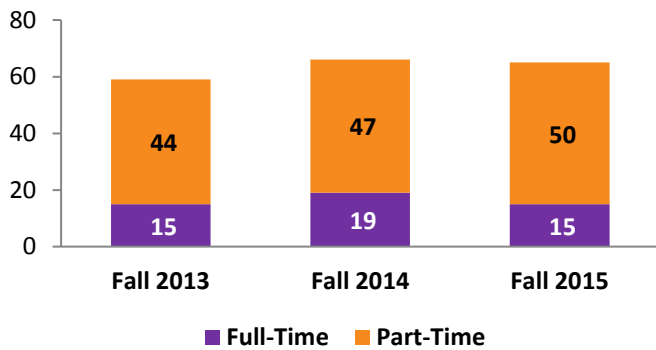
*New to college **New to Bergen (originally enrolled at different institution)

Not enrolled in previous semester *Enrolled in previous semester

Source: SURE Enrollment File

Enrollment by Attendance

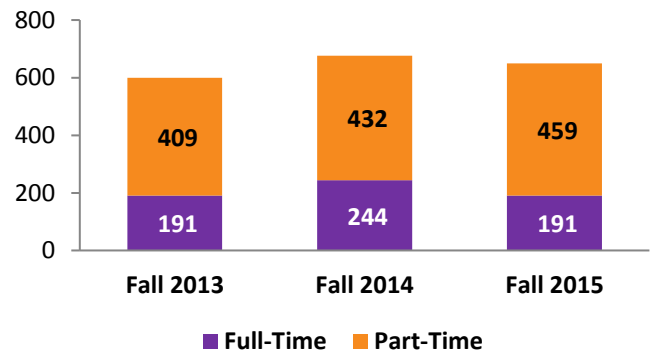
Student Status	Fall 2013	Fall 2014	Fall 2015
Full-Time	15	19	15
Part-Time	44	47	50
TOTAL	59	66	65



Source: SURE Enrollment File

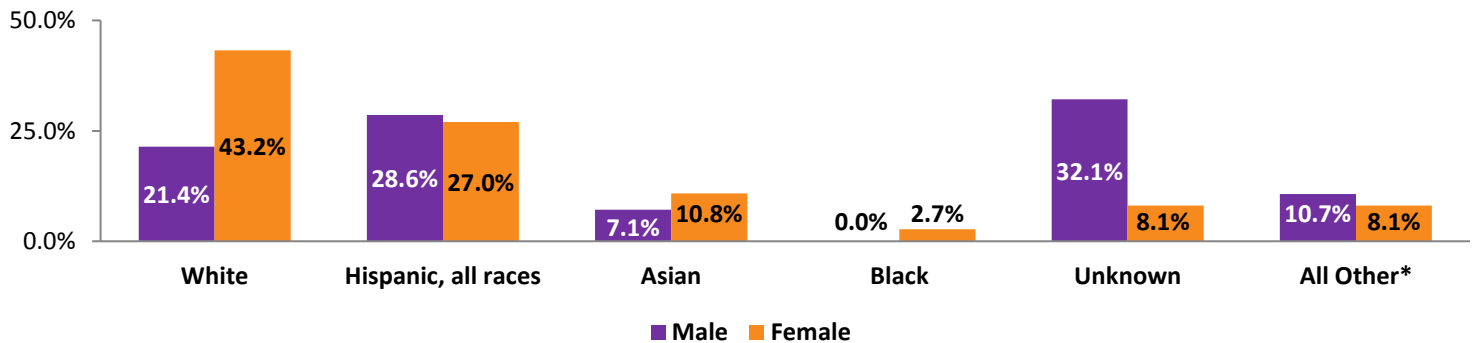
Credits Enrolled by Attendance

Student Status	Fall 2013	Fall 2014	Fall 2015
Full-Time	191	244	191
Part-Time	409	432	459
TOTAL	600	676	650



Source: SURE Enrollment File

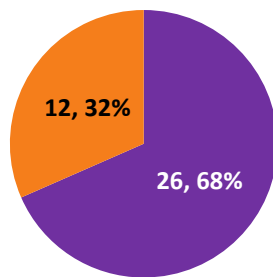
Enrollment by Gender & Race/Ethnicity, Fall 2015



*All Other category includes American Indian/Alaskan Natives, Hawaiian/Pacific Islanders, Non-Resident Aliens and students who reported two or more races.

Source: SURE Enrollment File

One-Year Retention*, Fall 2014

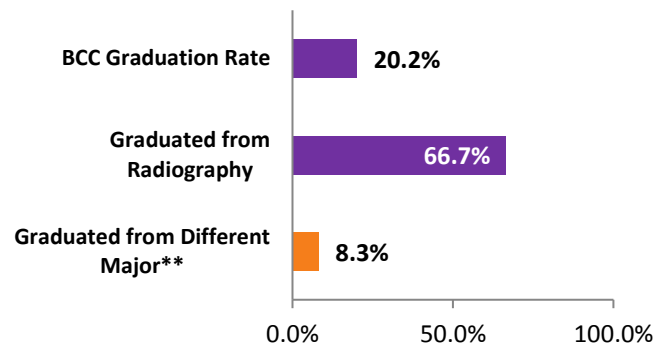


■ Retained after One Year ■ Not Retained after One Year

*For the purpose of this report, One-Year Retention refers to students who were enrolled in Fall 2014 as of 10th day and received a grade in their first semester program required course (RAD-181) and were enrolled in Fall 2015 as of 10th day and received a grade in their third semester program required course (RAD-285).

Source: SURE Enrollment File

Three-Year Graduation*, Fall 2012



*For the purpose of this report, Three-Year Graduation refers to students who were enrolled in Fall 2012 as of 10th day and received a grade in their first semester program required course (RAD-181) and graduated from BCC before Fall 2015.

**Graduated from AS.PS.GEN (2 grads) and CERT.SURG (1 grad).

Source: IPEDS Graduation Rates Survey

BCC Radiography Graduates' Cert. Exam Results*

Certification Examination	Passed on 1st Attempt		
	2012	2013	2014
American Registry of Radiologic Technologists (ARRT)	100%	100%	92%

*Upon graduation from the BCC Radiography program, students are qualified to take the American Registry of Radiologic Technologists (ARRT) Certification Examination.

Source: BCC Radiography Department Website

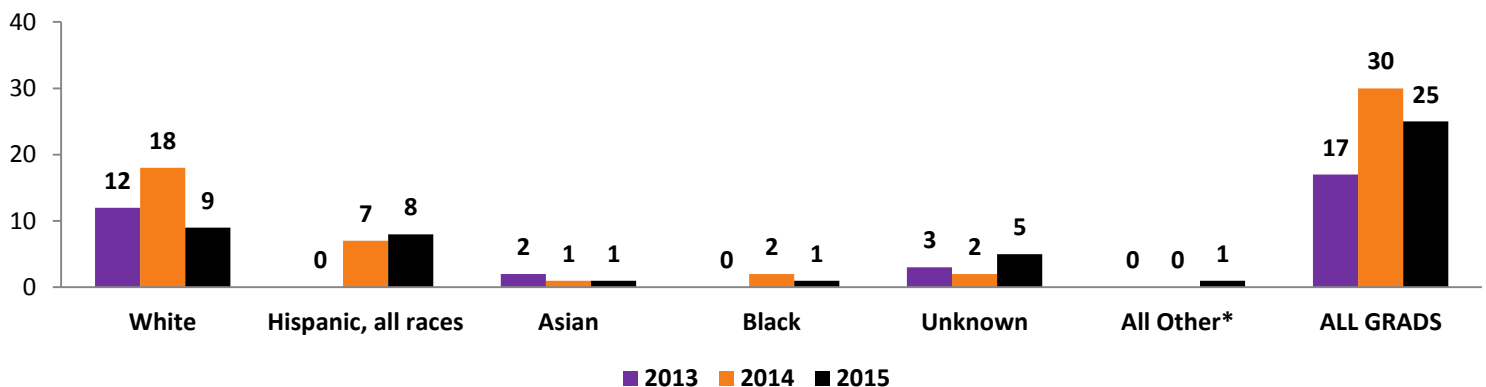
Job Growth for Target Occupations, NYC Metro Area*

Target Occupation	2015 Jobs	2025 Jobs	% Change
Radiation Therapists	1,252	1,386	11.0%
Radiologic Technologists	12,991	14,463	11.0%
Magnetic Resonance Imaging Technologists	1,715	1,964	15.0%
TOTAL	15,958	17,813	12.0%

*NYC Metro Area includes: **NJ counties:** Bergen, Essex, Hudson, Hunterdon, Middlesex, Monmouth, Morris, Ocean, Passaic, Somerset, Sussex, Union **NY counties:** Bronx, Dutchess, Kings, Nassau, New York, Orange, Putnam, Queens, Richmond, Rockland, Suffolk, Westchester **PA counties:** Pike

Source: EMSI Economic Modeling, NJ Dept. of Labor

Degrees Awarded by Race/Ethnicity



*All Other category includes American Indian/Alaskan Natives, Hawaiian/Pacific Islanders, Non-Resident Aliens and students who reported two or more races.

Source: SURE Degrees Awarded File