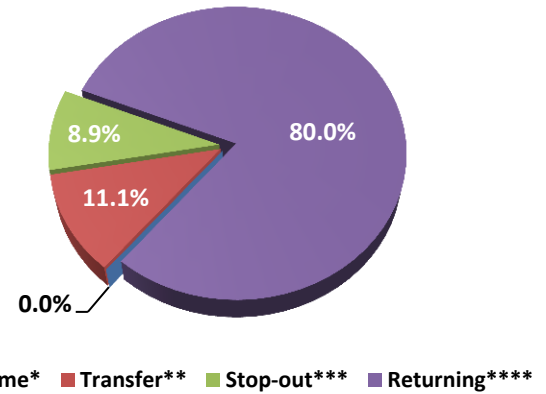


This is a profile of the Associate of Applied Science in Respiratory Therapy. The purpose of this document is to highlight the program's enrollments, demographics and outcomes. Enrollment information includes enrollment by attendance, enrollment by registration type, credits enrolled by attendance, and enrollment by gender and race/ethnicity. Outcomes information includes retention rates, graduation rates, degrees awarded by race/ethnicity, certification exam results and job growth projections for target occupations.

Enrollment by Registration Type
Fall 2014

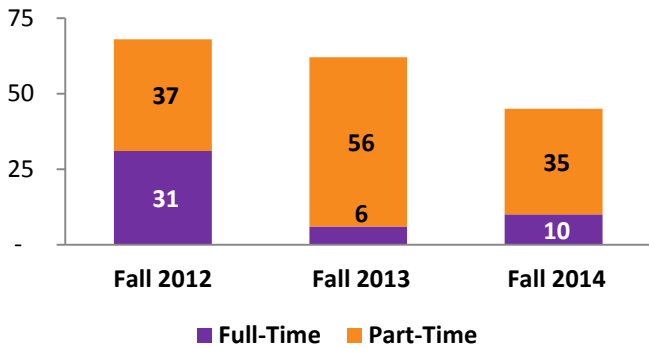


*New to college **New to Bergen (originally enrolled at different institution)
Not enrolled in previous semester *Enrolled in previous semester

Source: SURE Enrollment File

Enrollment by Attendance

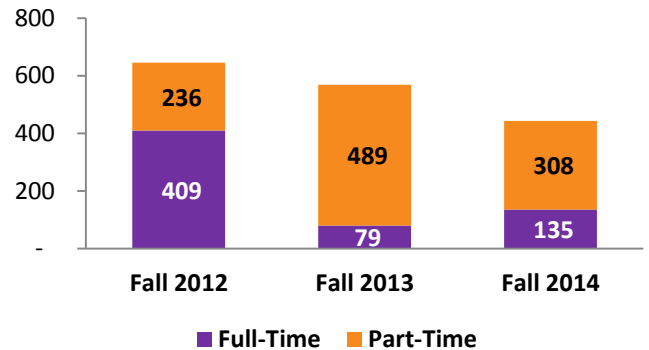
Student Status	Fall 2012	Fall 2013	Fall 2014
Full-Time	31	6	10
Part-Time	37	56	35
TOTAL	68	62	45



Source: SURE Enrollment File

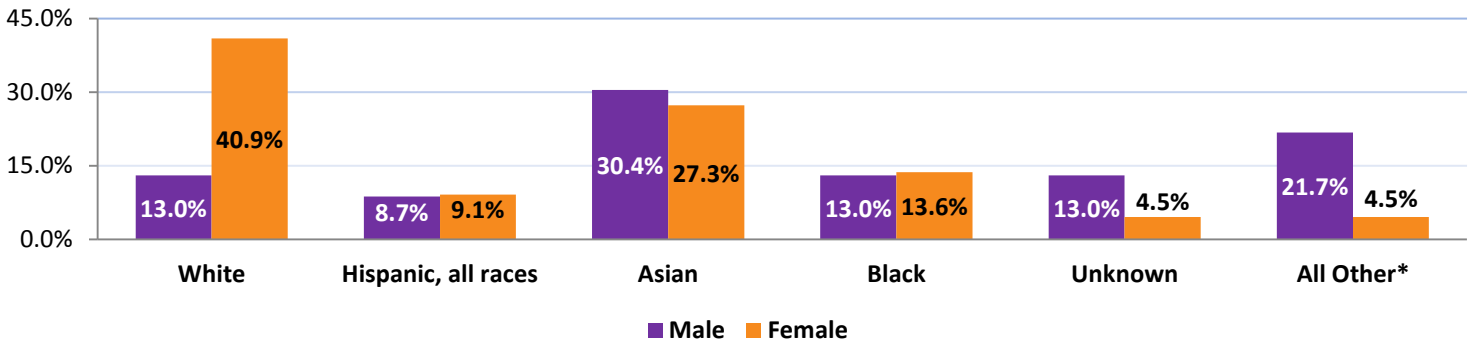
Credits Enrolled by Attendance

Student Status	Fall 2012	Fall 2013	Fall 2014
Full-Time	409	79	135
Part-Time	236	489	308
TOTAL	645	568	443



Source: SURE Enrollment File

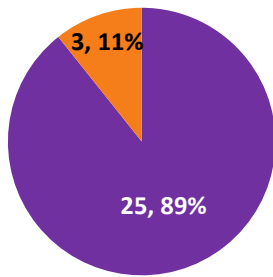
Enrollment by Gender & Race/Ethnicity, Fall 2014



*All Other category includes American Indian/Alaskan Natives, Hawaiian/Pacific Islanders, Non-Resident Aliens and students who reported two or more races.

Source: SURE Enrollment File

One-Year Retention*, Fall 2013

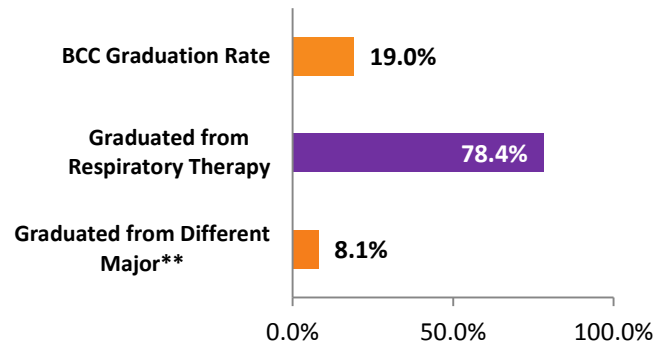


■ Retained after One Year ■ Not Retained after One Year

*For the purpose of this report, One-Year Retention refers to students who were enrolled in Fall 2013 as of 10th day and received a grade in their first semester program required course (RSP-121) and were enrolled in Fall 2014 as of 10th day and received a grade in their third semester program required course (RSP-231).

Source: SURE Enrollment File

Three-Year Graduation*, Fall 2011



*For the purposes of this report, Three-Year Graduation refers to students who were enrolled in Fall 2011 as of 10th day and received a grade in their first semester program required course (RSP-121) and graduated from BCC before Fall 2014.

**Graduated from AS.PS.GEN (3 grads).

Source: IPEDS Graduation Rates Survey

BCC Respiratory Therapy Graduates' Certification Exam Results*

Certification Examination	Passed on 1st Attempt		
	2012	2013	2014
Certified Respiratory Therapist (CRT) Licensing Exam	96%	90%	91%

*Upon graduation from the Respiratory Therapy program, students are qualified to take the Certified Respiratory Therapist (CRT) Licensing Exam.

Source: BCC Respiratory Therapy Department

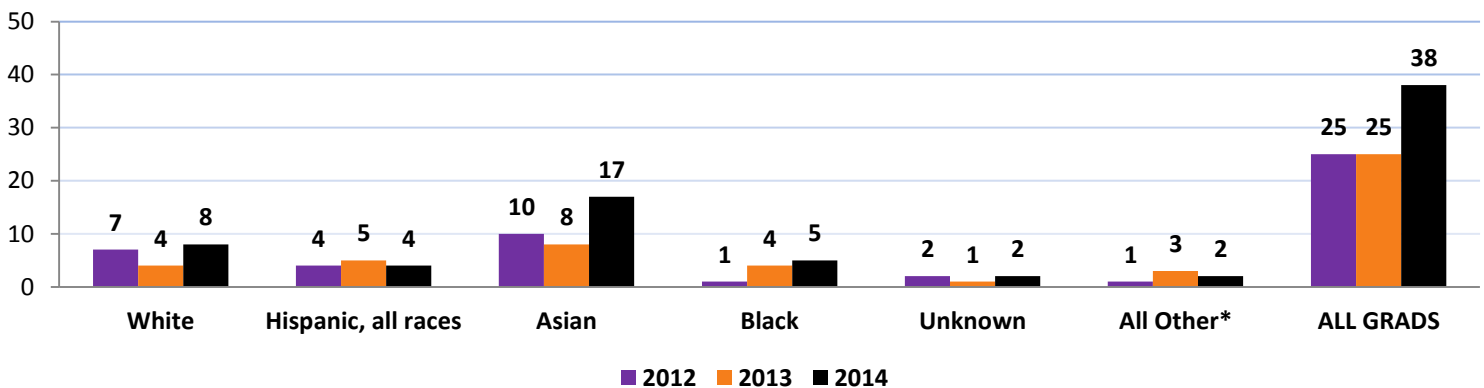
Job Growth for Target Occupations, NYC Metro Area*

Target Occupation	2014 Jobs	2024 Jobs	% Change
Respiratory Therapists	6,026	6,930	15.0%
Respiratory Therapy Technicians	360	411	14.0%
TOTAL	6,386	7,342	15.0%

*NYC Metro Area includes: **NJ counties:** Bergen, Essex, Hudson, Hunterdon, Middlesex, Monmouth, Morris, Ocean, Passaic, Somerset, Sussex, Union **NY counties:** Bronx, Dutchess, Kings, Nassau, New York, Orange, Putnam, Queens, Richmond, Rockland, Suffolk, Westchester **PA counties:** Pike

Source: EMSI Economic Modeling, NJ Dept. of Labor

Degrees Awarded by Race/Ethnicity



*All Other category includes American Indian/Alaskan Natives, Hawaiian/Pacific Islanders, Non-Resident Aliens and students who reported two or more races.

Source: SURE Degrees Awarded File