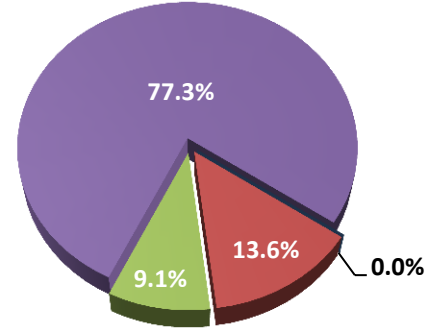


This is a profile of the Certificate in Surgical Technology. The purpose of this document is to highlight the program's enrollments, demographics and outcomes. Enrollment information includes enrollment by attendance, enrollment by registration type, credits enrolled by attendance, and enrollment by gender and race/ethnicity. Outcomes information includes retention rates, graduation rates, degrees awarded by race/ethnicity, certification exam results and job growth projections for target occupations.

Enrollment by Registration Type
Fall 2014



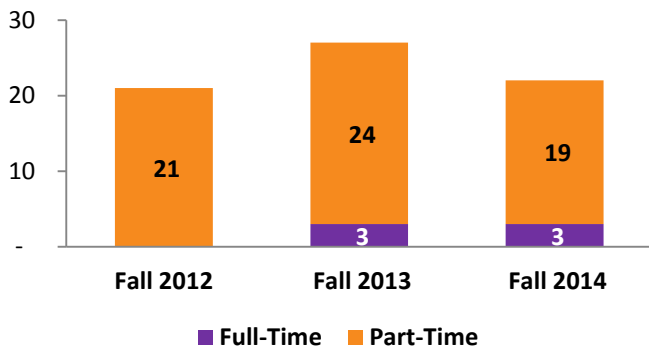
■ First-Time* ■ Transfer** ■ Stop-out*** ■ Returning****

*New to college **New to Bergen (originally enrolled at different institution)
Not enrolled in previous semester *Enrolled in previous semester

Source: SURE Enrollment File

Enrollment by Attendance

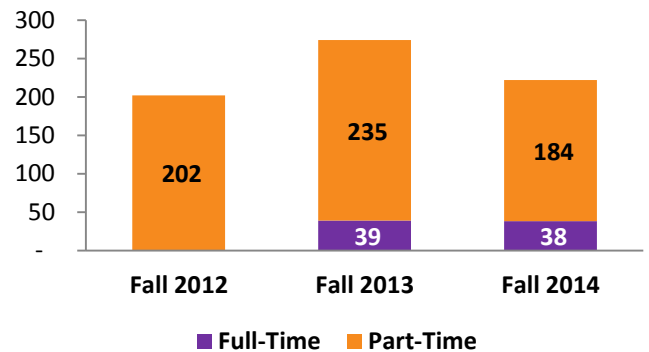
Student Status	Fall 2012	Fall 2013	Fall 2014
Full-Time	-	3	3
Part-Time	21	24	19
TOTAL	21	27	22



Source: SURE Enrollment File

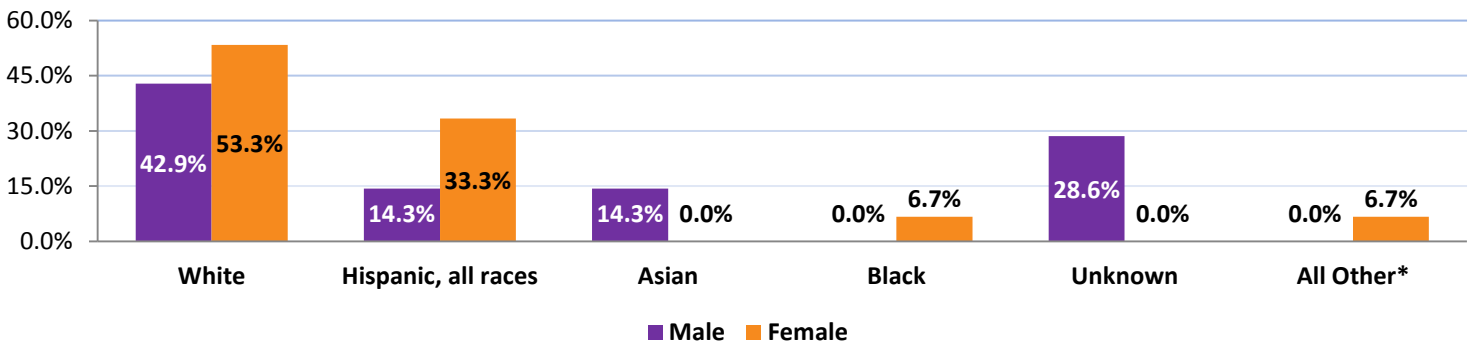
Credits Enrolled by Attendance

Student Status	Fall 2012	Fall 2013	Fall 2014
Full-Time	-	39	38
Part-Time	202	235	184
TOTAL	202	274	222



Source: SURE Enrollment File

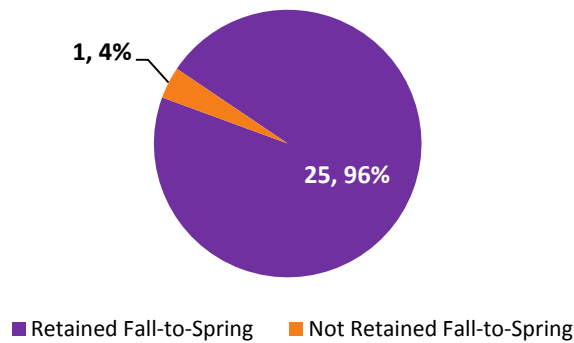
Enrollment by Gender & Race/Ethnicity, Fall 2014



*All Other category includes American Indian/Alaskan Natives, Hawaiian/Pacific Islanders, Non-Resident Aliens and students who reported two or more races.

Source: SURE Enrollment File

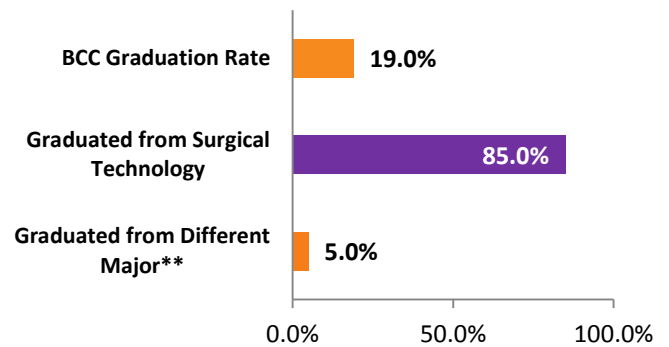
Fall-to-Spring Retention*, Fall 2013



*For the purpose of this report, Fall-to-Spring Retention refers to students who were enrolled in Fall 2013 as of 10th day and received a grade in their first semester program required course (SUR-101) and were enrolled in Spring 2014 as of 10th day and received a grade in their second semester program required course (SUR-201).

Source: SURE Enrollment File

Three-Year Graduation*, Fall 2011



*For the purpose of this report, Three-Year Graduation refers to students who were enrolled in Fall 2011 as of 10th day and received a grade in their first semester program required course (SUR-101) and graduated from BCC before Fall 2014.

**Graduated from AS.PS.GEN (1 grad).

Source: IPEDS Graduation Rates Survey

BCC Graduates' Certification Exam Results*

Certification Examination	Passed Exam		
	2012	2013	2014
Certified Surgical Technologists (CST) Examination	82%	88%	78%

*Upon graduation from the BCC Surgical Technology program, students are qualified to take the Certified Surgical Technologists (CST) Examination.

Source: BCC Surgical Technology Department

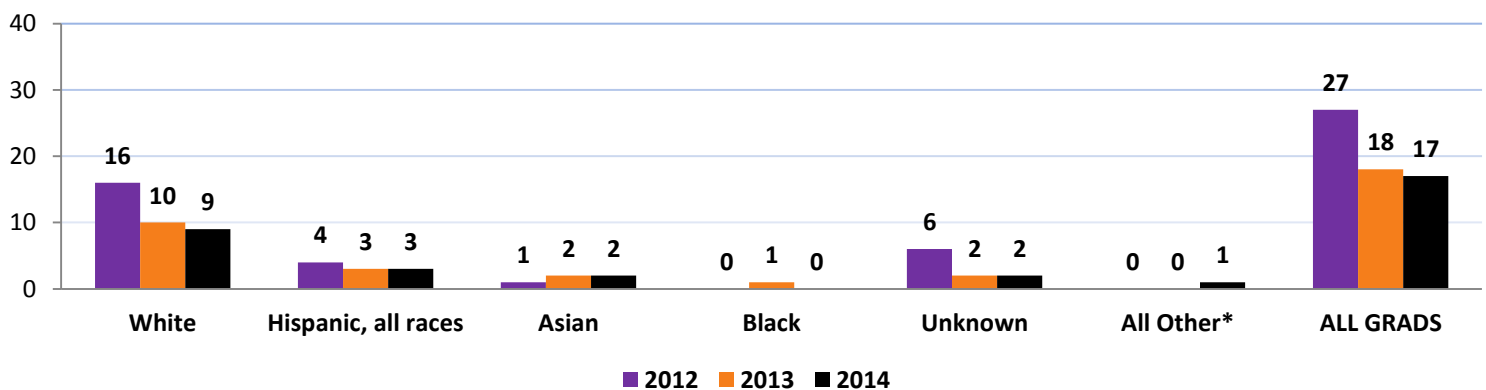
Job Growth for Target Occupations, NYC Metro Area*

Target Occupation	2014 Jobs	2024 Jobs	% Change
Surgical Technologists	5,040	6,113	21.0%

*NYC Metro Area includes: **NJ counties:** Bergen, Essex, Hudson, Hunterdon, Middlesex, Monmouth, Morris, Ocean, Passaic, Somerset, Sussex, Union **NY counties:** Bronx, Dutchess, Kings, Nassau, New York, Orange, Putnam, Queens, Richmond, Rockland, Suffolk, Westchester **PA counties:** Pike

Source: EMSI Economic Modeling, NJ Dept. of Labor

Degrees Awarded by Race/Ethnicity



*All Other category includes American Indian/Alaskan Natives, Hawaiian/Pacific Islanders, Non-Resident Aliens and students who reported two or more races.

Source: SURE Degrees Awarded File