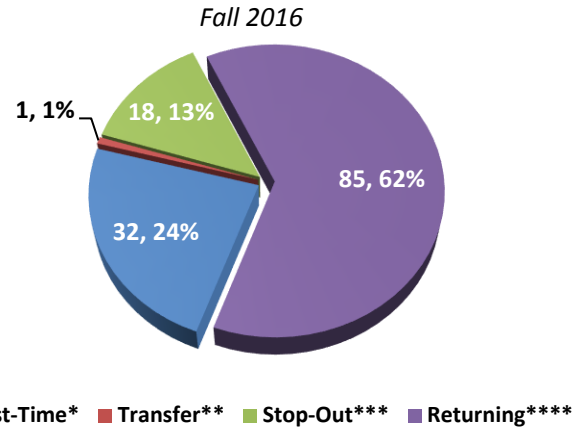


This is a profile of the Associate of Arts (A.A.) in Art. The purpose of this document is to highlight the program's enrollments, demographics, and outcomes. Enrollment information includes enrollment by attendance, enrollment by registration type, credits enrolled by attendance, and enrollment by gender and race/ethnicity. Outcomes information includes retention rates, graduation rates, transfer rates, degrees awarded by race/ethnicity, and 4-year colleges to which students transferred.

**Enrollment by Registration Type**

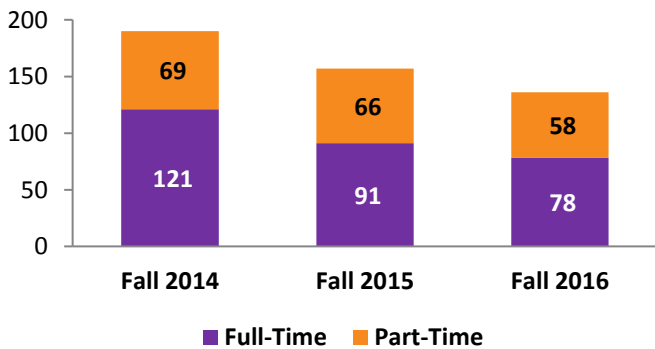


\*New to college \*\*New to Bergen (originally enrolled at different institution)  
\*\*\*Not enrolled in previous semester \*\*\*\*Enrolled in previous semester

Source: SURE Enrollment File

**Enrollment by Attendance**

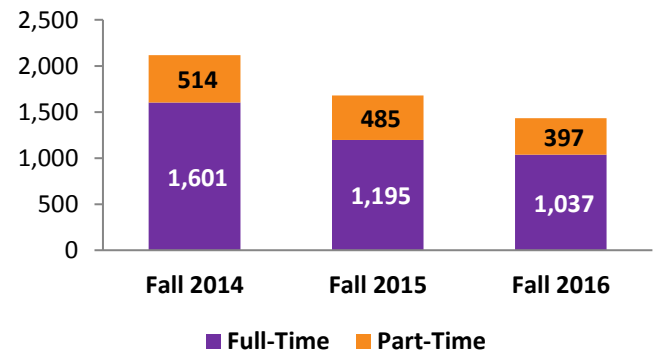
Student Status	Fall 2014	Fall 2015	Fall 2016
Full-Time	121	91	78
Part-Time	69	66	58
<b>TOTAL</b>	<b>190</b>	<b>157</b>	<b>136</b>



Source: SURE Enrollment File

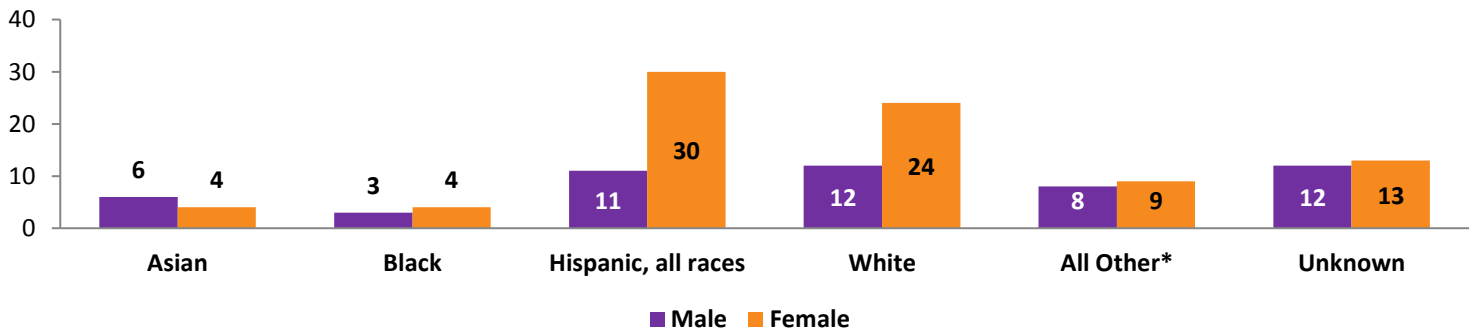
**Credits Enrolled by Attendance**

Student Status	Fall 2014	Fall 2015	Fall 2016
Full-Time	1,601	1,195	1,037
Part-Time	514	485	397
<b>TOTAL</b>	<b>2,115</b>	<b>1,680</b>	<b>1,434</b>



Source: SURE Enrollment File

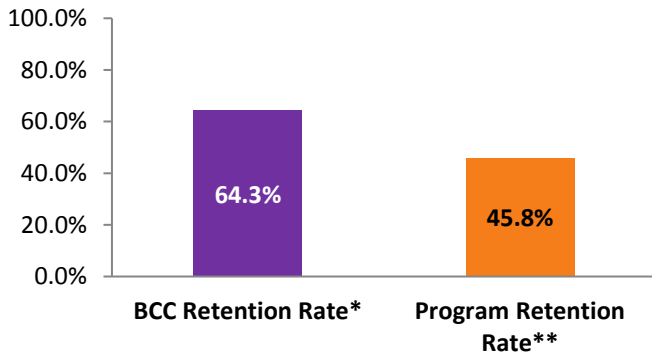
**Enrollment by Gender & Race/Ethnicity, Fall 2016**



\*All Other category includes American Indian/Alaskan Natives, Hawaiian/Pacific Islanders, Non-Resident Aliens and students who reported two or more races.

Source: SURE Enrollment File

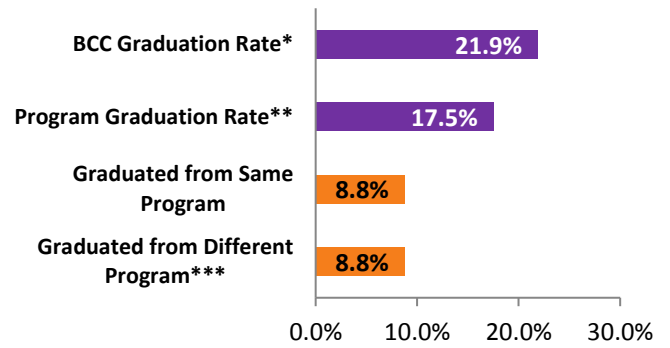
**One-Year Retention Rate, Fall 2015**



\*One-Year Retention Rate includes First-Time, Full-Time, Degree-Seeking Students in Fall 2015 who re-enrolled at BCC in Fall 2016. \*\*Students who were First-Time, Full-Time and enrolled in program in Fall 2015 and re-enrolled at BCC in Fall 2016.

Source: SURE Enrollment File

**Graduation Rate, Fall 2013**

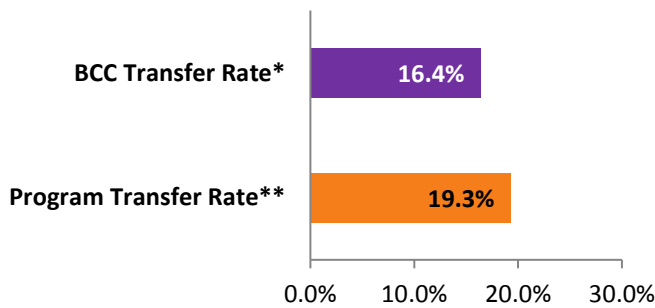


\*Graduation Rate includes First-Time, Full-Time, Degree-Seeking Students in Fall 2013 who graduated in 3 years. \*\*Students who were First-Time, Full-Time and enrolled in program in Fall 2013 who graduated in 3 years.

\*\*\*Most popular major(s) graduated from: AS.PS.GEN (2 grads), AA.LA.GEN (1 grad), AAS.NURS.DAY (1 grad), and AS.PS.SOC.WK (1 grad)

Source: IPEDS Graduation Rates Survey

**Transfer Rate, Fall 2013**



\*Transfer Rate includes First-Time, Full-Time, Degree-Seeking Students in Fall 2013 who transferred without graduating in 3 years. \*\*Students who were First-Time, Full-Time and enrolled in program in Fall 2013 who transferred without graduating in 3 years.

Source: IPEDS Graduation Rates Survey

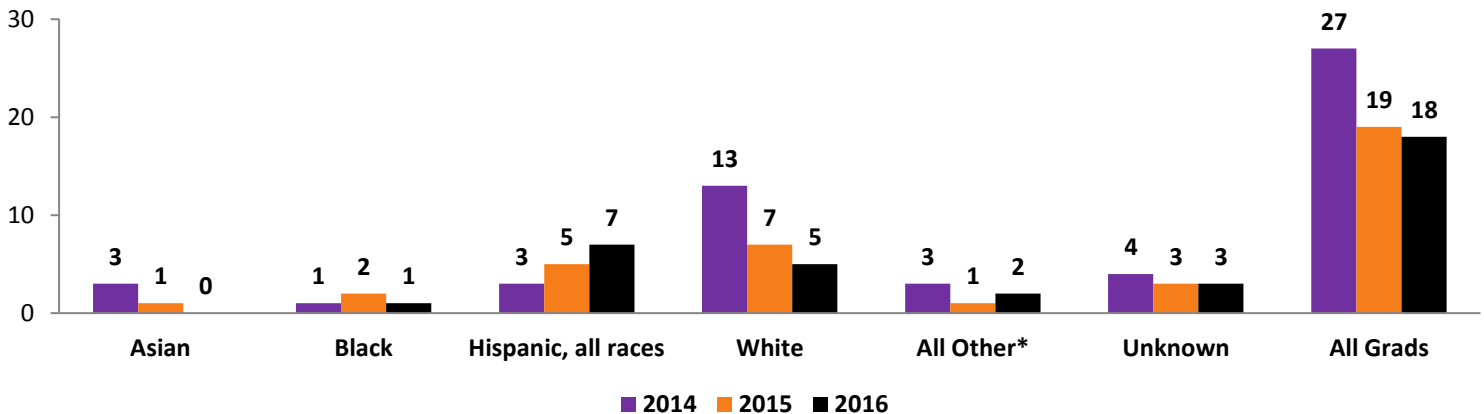
**Top Transfer Institutions\*, Fall 2013**

- KEAN UNIVERSITY (2 transfers)
- BERKELEY COLLEGE (1 transfer)
- COLORADO STATE UNIVERSITY (1 transfer)
- COUNTY COLLEGE OF MORRIS (1 transfer)
- NEW JERSEY CITY UNIVERSITY (1 transfer)
- PASSAIC COUNTY COMMUNITY COLLEGE (1 transfer)
- RUTGERS UNIVERSITY - NEWARK (1 transfer)
- SCHOOL OF VISUAL ARTS (1 transfer)
- STOCKTON UNIVERSITY (1 transfer)
- SUNY FASHION INSTITUTE OF TECHNOLOGY (1 transfer)

\*Top Transfer Institutions for students who were First-Time, Full-Time and enrolled in the program in Fall 2013 who transferred without graduating in 3 years.

Source: IPEDS Graduation Rates Survey

**Graduates by Race/Ethnicity**



\*All Other category includes American Indian/Alaskan Natives, Hawaiian/Pacific Islanders, Non-Resident Aliens and students who reported two or more races.

Source: SURE Degrees Awarded File