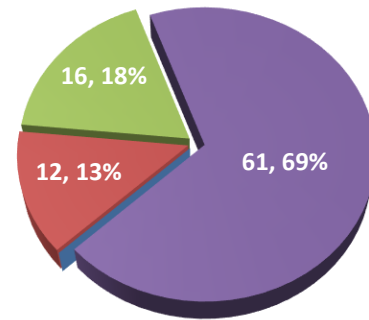


This is a profile of the Associate of Applied Science (A.A.S.) in Dental Hygiene. The purpose of this document is to highlight the program's enrollments, demographics, and outcomes. Enrollment information includes enrollment by attendance, enrollment by registration type, credits enrolled by attendance, and enrollment by gender and race/ethnicity. Outcomes information includes retention rates, graduation rates, degrees awarded by race/ethnicity, certification exam results, and job growth projections for target occupations.

Enrollment by Registration Type
Fall 2017



■ First-Time* ■ Transfer** ■ Stop-out*** ■ Returning****

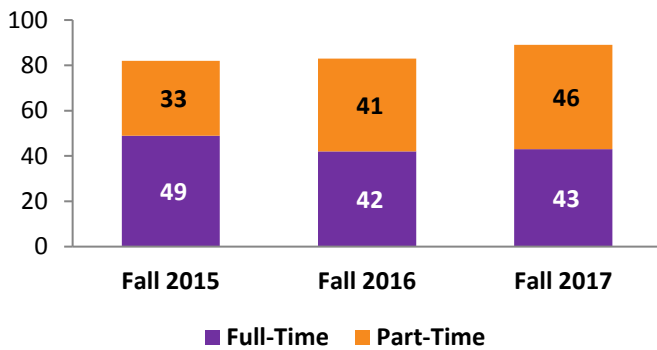
*New to college **New to Bergen (originally enrolled at different institution)

Not enrolled in previous semester *Enrolled in previous semester

Source: Colleague Student Information System

Enrollment by Attendance

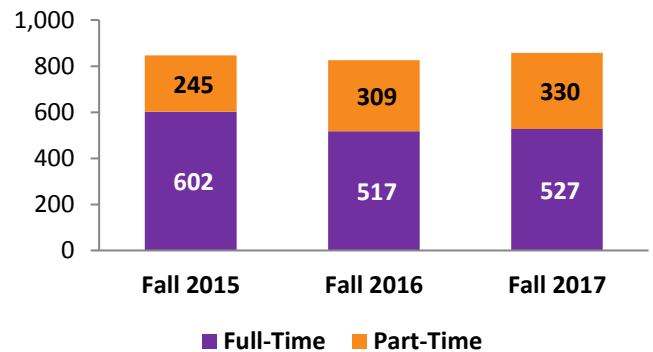
Student Status	Fall 2015	Fall 2016	Fall 2017
Full-Time	49	42	43
Part-Time	33	41	46
TOTAL	82	83	89



Source: Colleague Student Information System

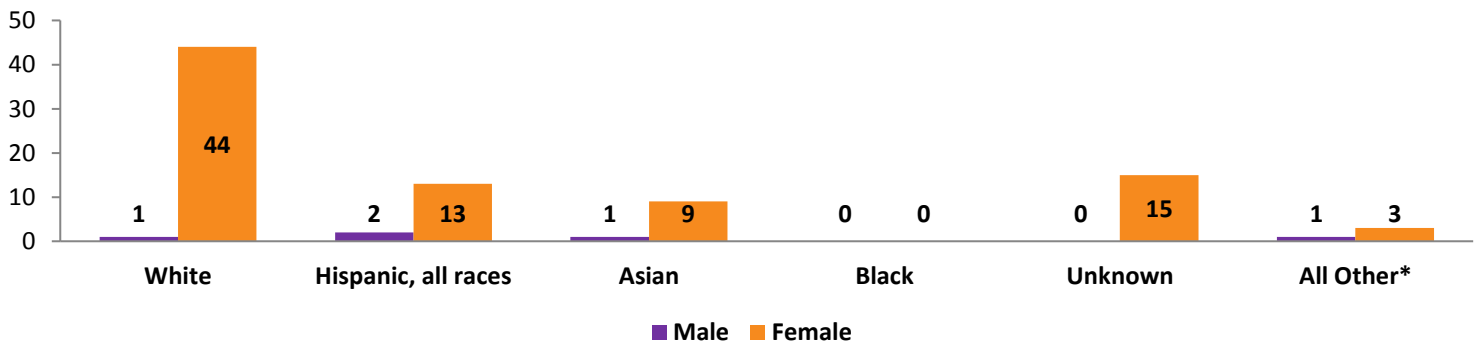
Credits Enrolled by Attendance

Student Status	Fall 2015	Fall 2016	Fall 2017
Full-Time	602	517	527
Part-Time	245	309	330
TOTAL	847	826	857



Source: Colleague Student Information System

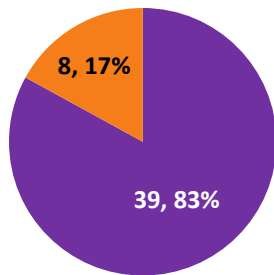
Enrollment by Gender & Race/Ethnicity, Fall 2017



*All Other category includes American Indian/Alaskan Natives, Hawaiian/Pacific Islanders, Non-Resident Aliens and students who reported two or more races.

Source: Colleague Student Information System

One-Year Retention*, Fall 2016

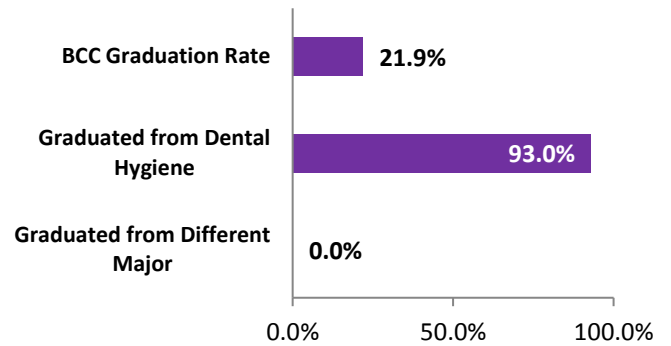


■ Retained after One Year ■ Not Retained after One Year

*For the purpose of this report, One-Year Retention refers to students who were enrolled in Fall 2016 as of 10th day and received a grade in their first semester program required course (DHY-101) and were enrolled in Fall 2017 as of 10th day and received a grade in their third semester program required course (DHY-202).

Source: SURE Enrollment File

Three-Year Graduation*, Fall 2014



*For the purpose of this report, Three-Year Graduation refers to students who were enrolled in Fall 2014 as of 10th day and received a grade in their first semester program required course (DHY-101) and graduated from BCC before Fall 2017.

Source: IPEDS Graduation Rates Survey

BCC Dental Hygiene Graduates' Cert. Exam Results*

Certification Examination	# of Students who Passed	
	2016	2017
National Board Dental Hygiene Examination (NBDHE)	38	33
Commission on Dental Competency Assessment (CDCA)	38	33

*Upon graduation from the BCC Dental Hygiene program, students are qualified to take both the National Board Dental Hygiene Examination (NBDHE) and the Commission on Dental Competency Assessment (CDCA).

Source: BCC Dental Hygiene Department

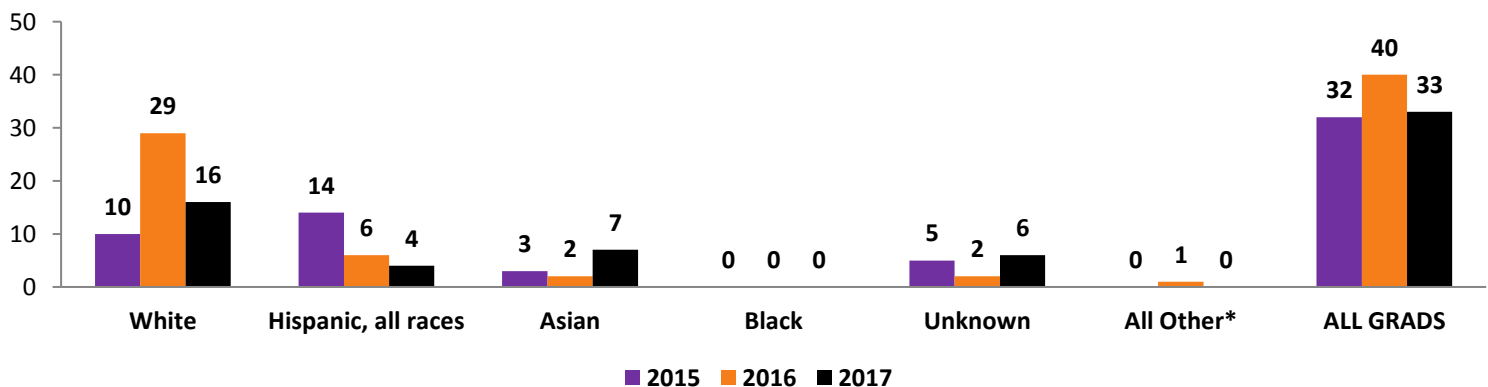
Job Growth for Target Occupations, NYC Metro Area*

Target Occupation	2017 Jobs	2027 Jobs	% Change
Dental Hygienists	10,901	12,783	17.3%

*NYC Metro Area includes: **NJ counties:** Bergen, Essex, Hudson, Hunterdon, Middlesex, Monmouth, Morris, Ocean, Passaic, Somerset, Sussex, Union **NY counties:** Bronx, Dutchess, Kings, Nassau, New York, Orange, Putnam, Queens, Richmond, Rockland, Suffolk, Westchester **PA counties:** Pike

Source: EMSI Economic Modeling, NJ Dept. of Labor

Degrees Awarded by Race/Ethnicity



*All Other category includes American Indian/Alaskan Natives, Hawaiian/Pacific Islanders, Non-Resident Aliens and students who reported two or more races.

Source: SURE Degrees Awarded File