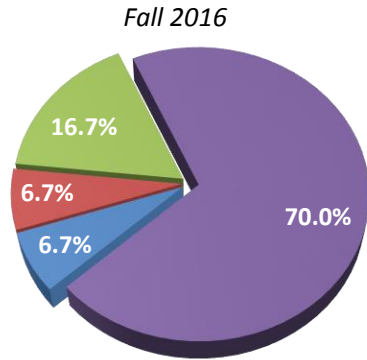


This is a profile of the Associate of Applied Science (A.A.S.) in Diagnostic Medical Sonography. The purpose of this document is to highlight the program's enrollments, demographics, and outcomes. Enrollment information includes enrollment by attendance, enrollment by registration type, credits enrolled by attendance, and enrollment by gender and race/ethnicity. Outcomes information includes retention rates, graduation rates, degrees awarded by race/ethnicity, certification exam results, and job growth projections for target occupations.

**Enrollment by Registration Type**



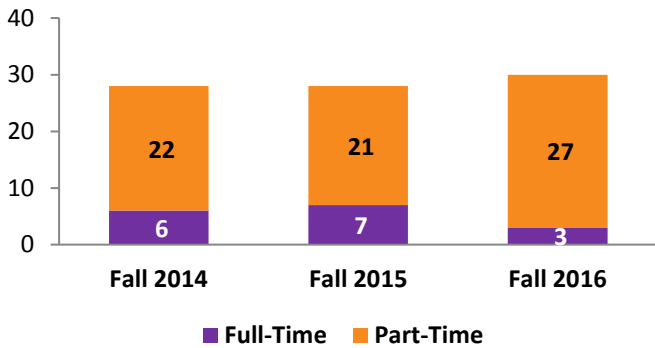
■ First-Time\* ■ Transfer\*\* ■ Stop-out\*\*\* ■ Returning\*\*\*\*

\*New to college \*\*New to Bergen (originally enrolled at different institution)  
\*\*\*Not enrolled in previous semester \*\*\*\*Enrolled in previous semester

Source: SURE Enrollment File

**Enrollment by Attendance**

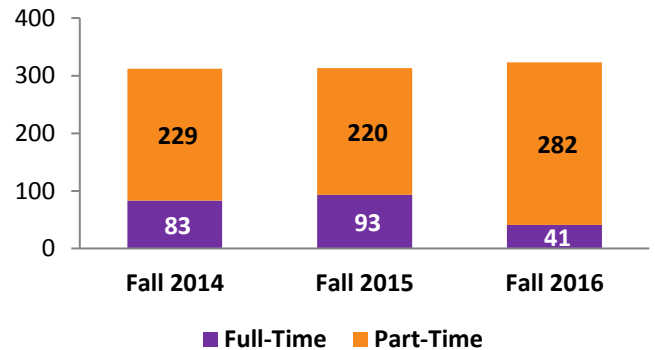
Student Status	Fall 2014	Fall 2015	Fall 2016
Full-Time	6	7	3
Part-Time	22	21	27
<b>TOTAL</b>	<b>28</b>	<b>28</b>	<b>30</b>



Source: SURE Enrollment File

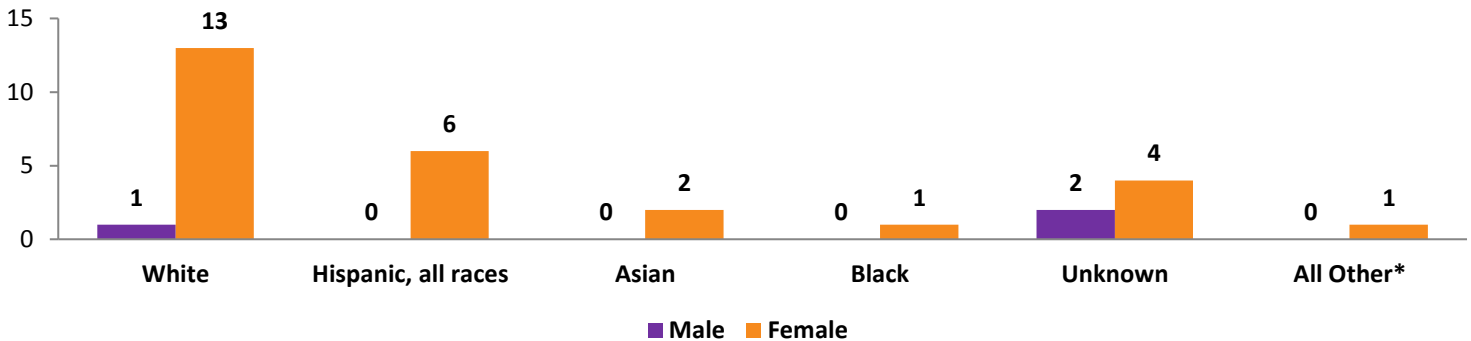
**Credits Enrolled by Attendance**

Student Status	Fall 2014	Fall 2015	Fall 2016
Full-Time	83	93	41
Part-Time	229	220	282
<b>TOTAL</b>	<b>312</b>	<b>313</b>	<b>323</b>



Source: SURE Enrollment File

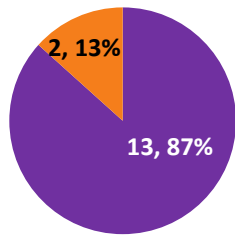
**Enrollment by Gender & Race/Ethnicity, Fall 2016**



\*All Other category includes American Indian/Alaskan Natives, Hawaiian/Pacific Islanders, Non-Resident Aliens and students who reported two or more races.

Source: SURE Enrollment File

**One-Year Retention\*, Fall 2015**

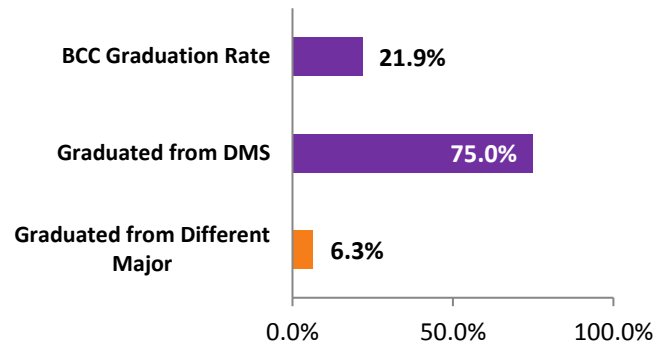


■ Retained after One Year ■ Not Retained after One Year

\*For the purpose of this report, One-Year Retention refers to students who were enrolled in Fall 2015 as of 10th day and received a grade in their first semester program required course (DMS-101) and were enrolled in Fall 2016 as of 10th day and received a grade in their third semester program required course (DMS-220).

Source: SURE Enrollment File

**Three-Year Graduation\*, Fall 2013**



\*For the purpose of this report, Three-Year Graduation refers to students who were enrolled in Fall 2013 as of 10th day and received a grade in their first semester program required course (DMS-101) and graduated from BCC before Fall 2016.

Graduates from different major: AS.PS.GEN (1 grad)

Source: IPEDS Graduation Rates Survey

**BCC DMS Graduates' Registry Exam Results\***

Certification Examination	Passed Exam		
	2014	2015	2016
American Registry of Diagnostic Medical Sonographers Exam (ARDMS)	91%	100%	100%

\*Upon graduation from the BCC DMS program, students are qualified to take the registry examinations offered by the American Registry of Diagnostic Medical Sonographers (ARDMS).

Source: BCC DMS Department

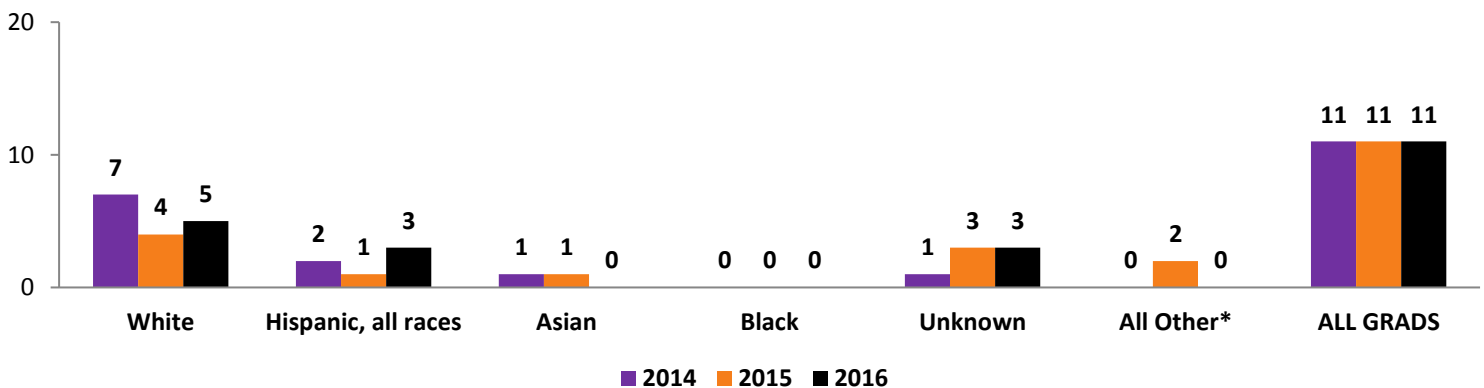
**Job Growth for Target Occupations, NYC Metro Area\***

Target Occupation	2016 Jobs	2026 Jobs	% Change
Diagnostic Medical Sonographers	4,831	5,961	23.4%

\*NYC Metro Area includes: **NJ counties:** Bergen, Essex, Hudson, Hunterdon, Middlesex, Monmouth, Morris, Ocean, Passaic, Somerset, Sussex, Union **NY counties:** Bronx, Dutchess, Kings, Nassau, New York, Orange, Putnam, Queens, Richmond, Rockland, Suffolk, Westchester **PA counties:** Pike

Source: EMSI Economic Modeling, NJ Dept. of Labor

**Degrees Awarded by Race/Ethnicity**



\*All Other category includes American Indian/Alaskan Natives, Hawaiian/Pacific Islanders, Non-Resident Aliens and students who reported two or more races.

Source: SURE Degrees Awarded File