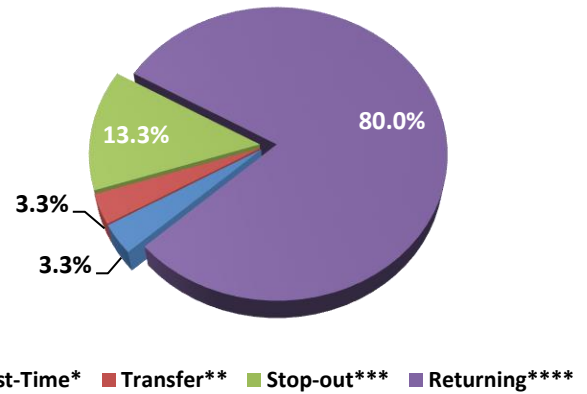


This is a profile of the Associate of Applied Science (A.A.S.) in Diagnostic Medical Sonography. The purpose of this document is to highlight the program's enrollments, demographics, and outcomes. Enrollment information includes enrollment by attendance, enrollment by registration type, credits enrolled by attendance, and enrollment by gender and race/ethnicity. Outcomes information includes retention rates, graduation rates, degrees awarded by race/ethnicity, certification exam results, and job growth projections for target occupations.

Enrollment by Registration Type
Fall 2017

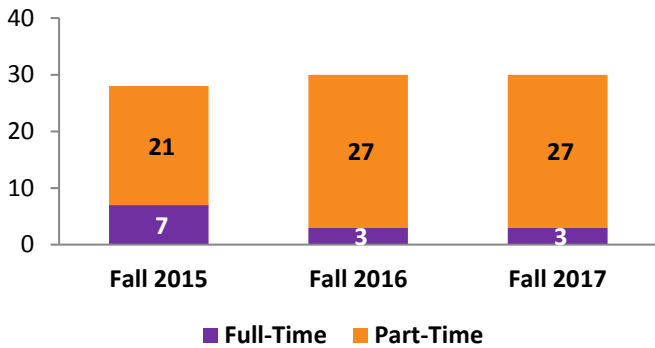


*New to college **New to Bergen (originally enrolled at different institution)
Not enrolled in previous semester *Enrolled in previous semester

Source: Colleague Student Information Systems

Enrollment by Attendance

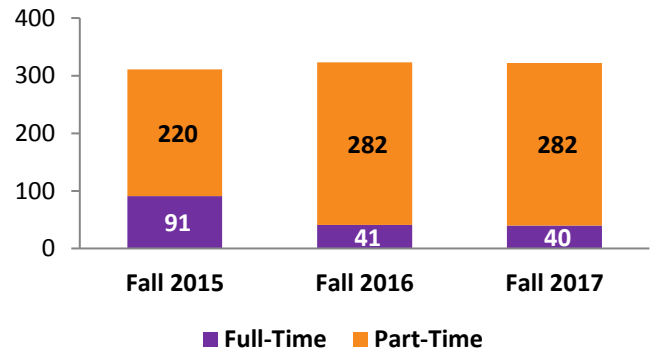
Student Status	Fall 2015	Fall 2016	Fall 2017
Full-Time	7	3	3
Part-Time	21	27	27
TOTAL	28	30	30



Source: Colleague Student Information Systems

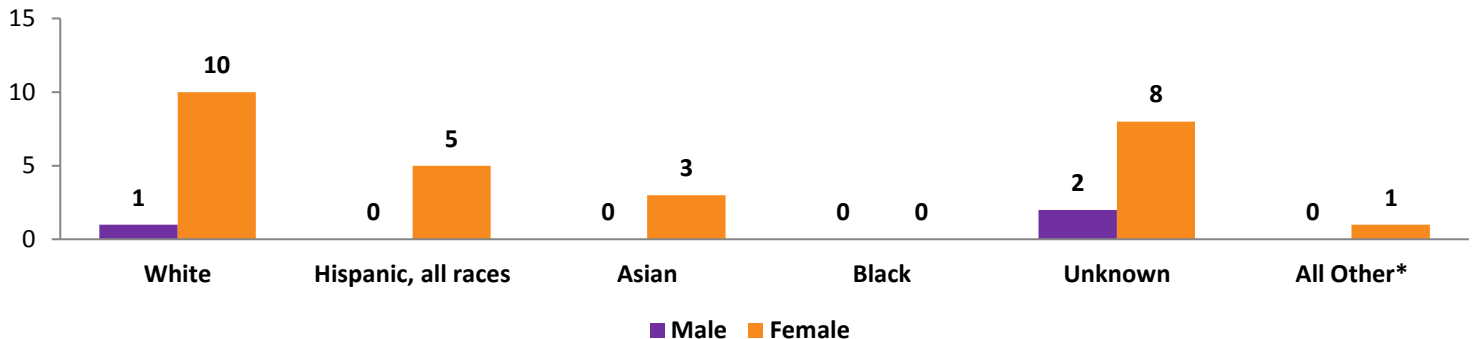
Credits Enrolled by Attendance

Student Status	Fall 2015	Fall 2016	Fall 2017
Full-Time	91	41	40
Part-Time	220	282	282
TOTAL	311	323	322



Source: Colleague Student Information Systems

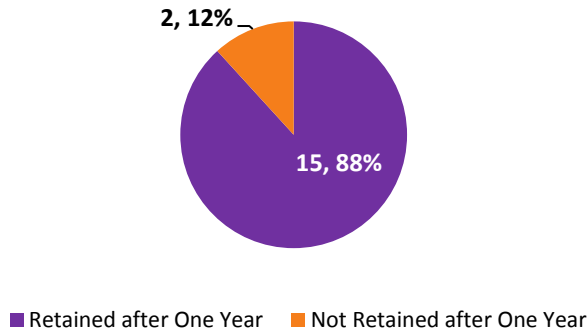
Enrollment by Gender & Race/Ethnicity, Fall 2017



*All Other category includes American Indian/Alaskan Natives, Hawaiian/Pacific Islanders, Non-Resident Aliens and students who reported two or more races.

Source: Colleague Student Information Systems

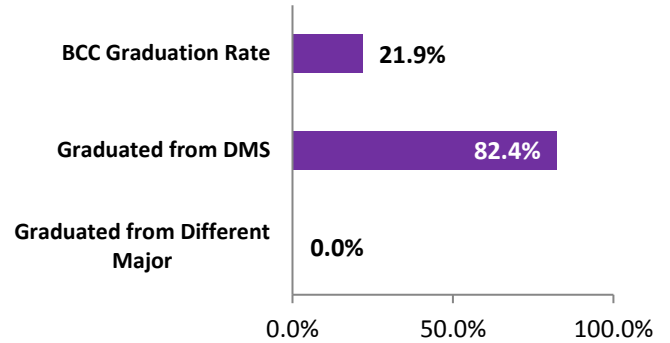
One-Year Retention*, Fall 2016



*For the purpose of this report, One-Year Retention refers to students who were enrolled in Fall 2016 as of 10th day and received a grade in their first semester program required course (DMS-101) and were enrolled in Fall 2017 as of 10th day and received a grade in their third semester program required course (DMS-220).

Source: SURE Enrollment File

Three-Year Graduation*, Fall 2014



*For the purpose of this report, Three-Year Graduation refers to students who were enrolled in Fall 2014 as of 10th day and received a grade in their first semester program required course (DMS-101) and graduated from BCC before Fall 2017.

Source: IPEDS Graduation Rates Survey

BCC DMS Graduates' Registry Exam Results*

Certification Examination	Passed Exam		
	2014	2015	2016
American Registry of Diagnostic Medical Sonographers Exam (ARDMS)	91%	100%	100%

*Upon graduation from the BCC DMS program, students are qualified to take the registry examinations offered by the American Registry of Diagnostic Medical Sonographers (ARDMS).

Source: BCC DMS Department

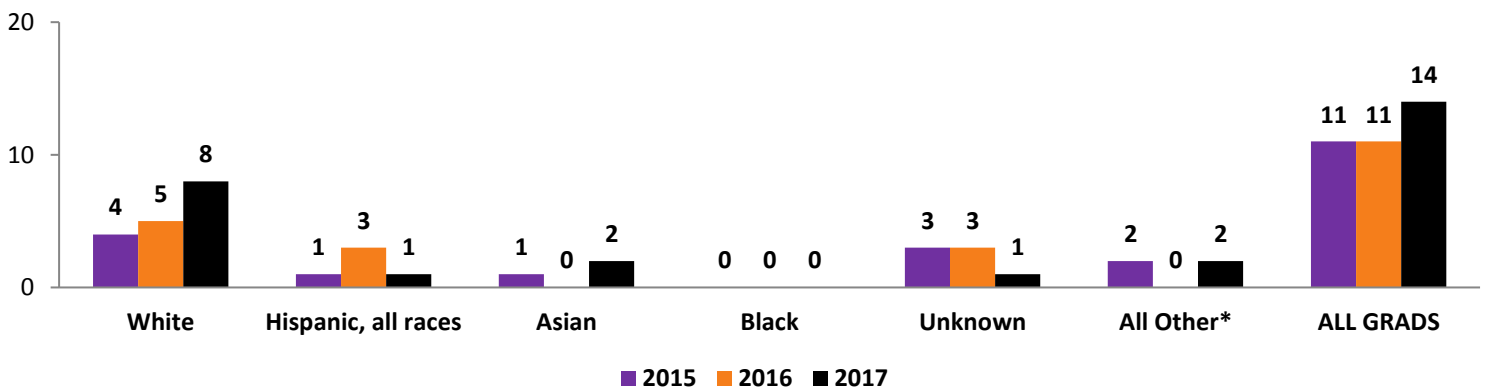
Job Growth for Target Occupations, NYC Metro Area*

Target Occupation	2017 Jobs	2027 Jobs	% Change
Diagnostic Medical Sonographers	4,989	6,043	21.1%

*NYC Metro Area includes: **NJ counties:** Bergen, Essex, Hudson, Hunterdon, Middlesex, Monmouth, Morris, Ocean, Passaic, Somerset, Sussex, Union **NY counties:** Bronx, Dutchess, Kings, Nassau, New York, Orange, Putnam, Queens, Richmond, Rockland, Suffolk, Westchester **PA counties:** Pike

Source: EMSI Economic Modeling, NJ Dept. of Labor

Degrees Awarded by Race/Ethnicity



*All Other category includes American Indian/Alaskan Natives, Hawaiian/Pacific Islanders, Non-Resident Aliens and students who reported two or more races.

Source: SURE Degrees Awarded File