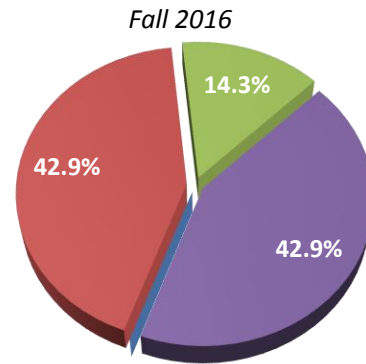


This is a profile of the Associate of Applied Science (A.A.S.) in Paramedic Science. The purpose of this document is to highlight the program's enrollments, demographics, and outcomes. Enrollment information includes enrollment by attendance, enrollment by registration type, credits enrolled by attendance, and enrollment by gender and race/ethnicity. Outcomes information includes retention rates, graduation rates, degrees awarded by race/ethnicity, certification exam results, and job growth projections for target occupations.

**Enrollment by Registration Type**



■ First-Time\* ■ Transfer\*\* ■ Stop-out\*\*\* ■ Returning\*\*\*\*

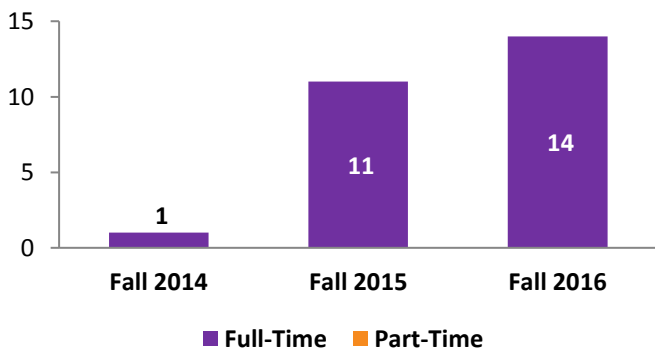
\*New to college \*\*New to Bergen (originally enrolled at different institution)

\*\*\*Not enrolled in previous semester \*\*\*\*Enrolled in previous semester

Source: SURE Enrollment File

**Enrollment by Attendance**

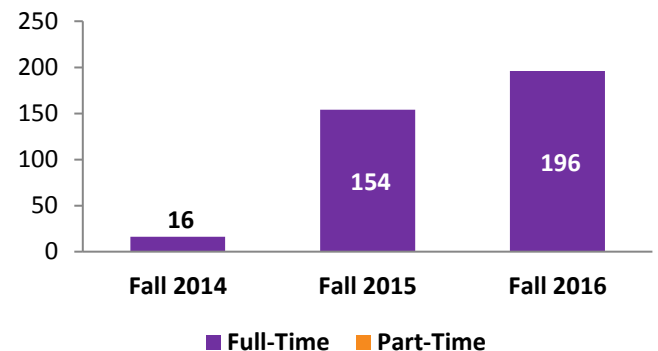
Student Status	Fall 2014	Fall 2015	Fall 2016
Full-Time	1	11	14
Part-Time	-	-	-
<b>TOTAL</b>	<b>1</b>	<b>11</b>	<b>14</b>



Source: SURE Enrollment File

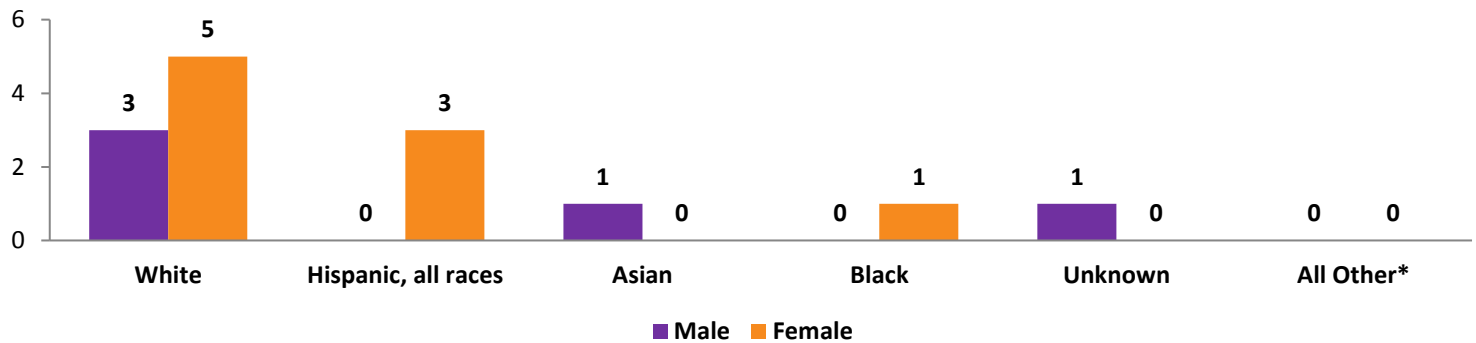
**Credits Enrolled by Attendance**

Student Status	Fall 2014	Fall 2015	Fall 2016
Full-Time	16	154	196
Part-Time	-	-	-
<b>TOTAL</b>	<b>16</b>	<b>154</b>	<b>196</b>



Source: SURE Enrollment File

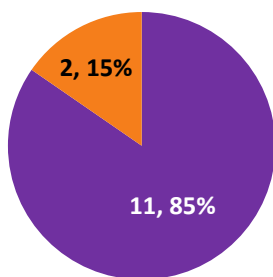
**Enrollment by Gender & Race/Ethnicity, Fall 2016**



\*All Other category includes American Indian/Alaskan Natives, Hawaiian/Pacific Islanders, Non-Resident Aliens and students who reported two or more races.

Source: SURE Enrollment File

**Fall-to-Spring Retention\*, Fall 2015**

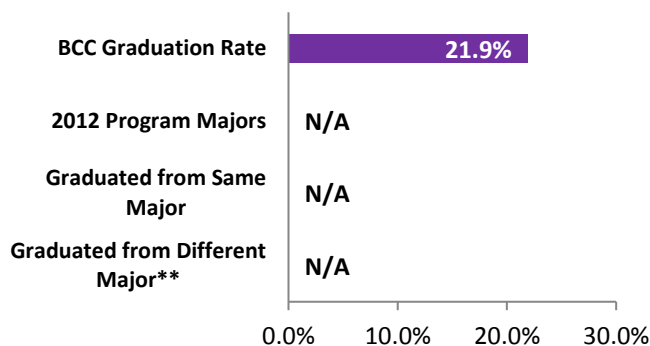


■ Retained Fall-to-Spring ■ Not Retained Fall-to-Spring

\*For the purpose of this report, Fall-to-Spring Retention refers to students who were enrolled in Fall 2015 as of 10th day and received a grade in their first semester program required course (PAR-101) and were enrolled in Spring 2016 as of 10th day and received a grade in their second semester program required course (PAR-201)

Source: SURE Enrollment File

**Graduation Rates, FTFTDS\*, Fall 2013**



\*Graduation Rates based on First-Time, Full-Time, Degree-Seeking Students who started at BCC in Fall 2013 and graduated within 3 years (150%).

\*\*Most popular major(s) graduated from: No Graduates from Different Major.  
NOTE: N/A signifies no enrollment in initial cohort.

Source: IPEDS Graduation Rates Survey

**BCC Paramedic Graduates' Certification Exam Results**

Certification Examination	Passed Examination		
	2014	2015	2016
National Registry of Emergency Medical Technicians (NREMT) Exam	100%	100%	100%

\*Upon graduation from the BCC Paramedics program, students are qualified to take the National Registry of Emergency Medical Technicians (NREMT) Exam.

Source: BCC Paramedics Department

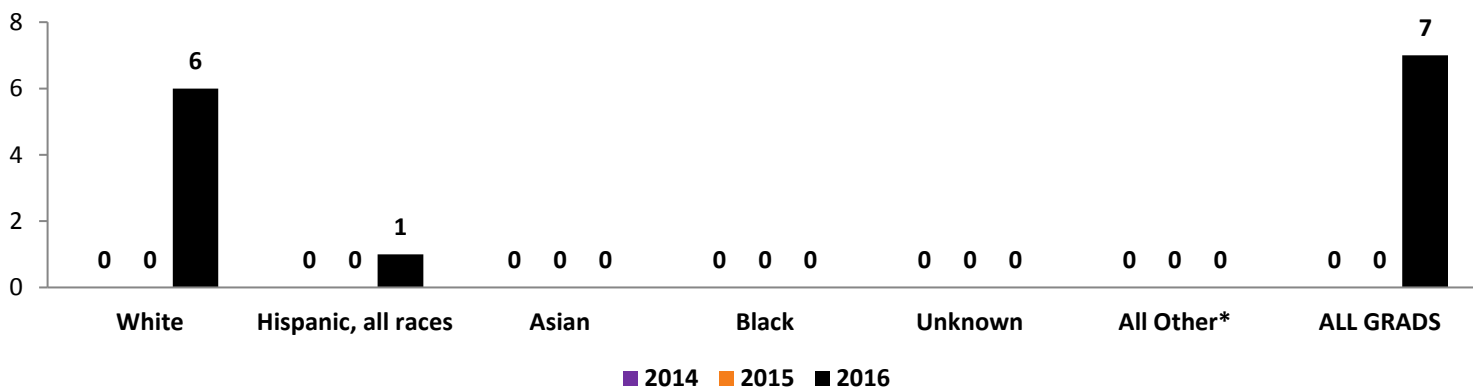
**Job Growth for Target Occupations, NYC Metro Area\***

Target Occupation	2016 Jobs	2026 Jobs	% Change
Emergency Medical Technicians and Paramedics	14,439	16,422	13.7%
Ambulance Drivers and Attendants, Except Emergency Medical Technicians	2,098	2,393	14.1%
<b>TOTAL</b>	<b>16,537</b>	<b>18,815</b>	<b>13.8%</b>

\*NYC Metro Area includes: **NJ counties:** Bergen, Essex, Hudson, Hunterdon, Middlesex, Monmouth, Morris, Ocean, Passaic, Somerset, Sussex, Union **NY counties:** Bronx, Dutchess, Kings, Nassau, New York, Orange, Putnam, Queens, Richmond, Rockland, Suffolk, Westchester **PA counties:** Pike

Source: EMSI Economic Modeling, NJ Dept. of Labor

**Degrees Awarded by Race/Ethnicity**



\*All Other category includes American Indian/Alaskan Natives, Hawaiian/Pacific Islanders, Non-Resident Aliens and students who reported two or more races.

Source: SURE Degrees Awarded File