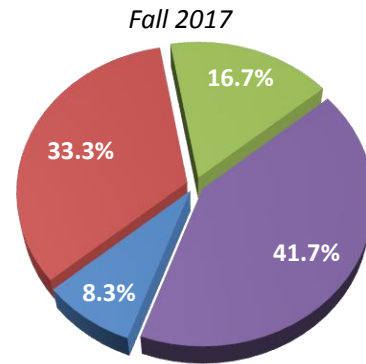


This is a profile of the Associate of Applied Science (A.A.S.) in Paramedic Science. The purpose of this document is to highlight the program's enrollments, demographics, and outcomes. Enrollment information includes enrollment by attendance, enrollment by registration type, credits enrolled by attendance, and enrollment by gender and race/ethnicity. Outcomes information includes retention rates, graduation rates, degrees awarded by race/ethnicity, certification exam results, and job growth projections for target occupations.

Enrollment by Registration Type



■ First-Time* ■ Transfer** ■ Stop-out*** ■ Returning****

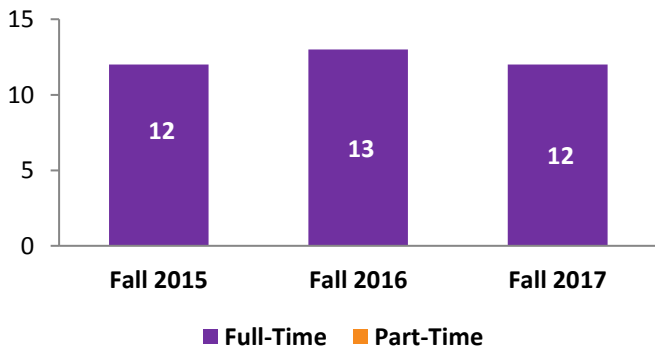
*New to college **New to Bergen (originally enrolled at different institution)

Not enrolled in previous semester *Enrolled in previous semester

Source: Colleague Student Information System

Enrollment by Attendance

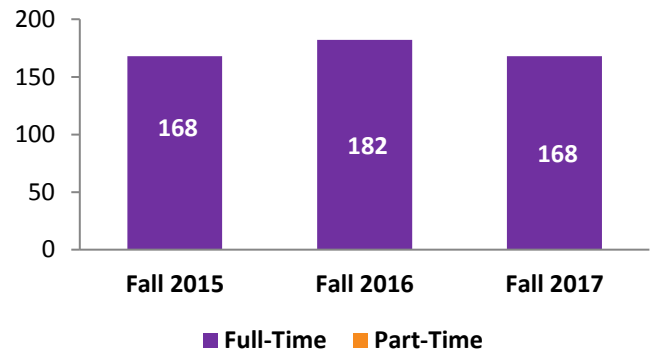
Student Status	Fall 2015	Fall 2016	Fall 2017
Full-Time	12	13	12
Part-Time	-	-	-
TOTAL	12	13	12



Source: Colleague Student Information System

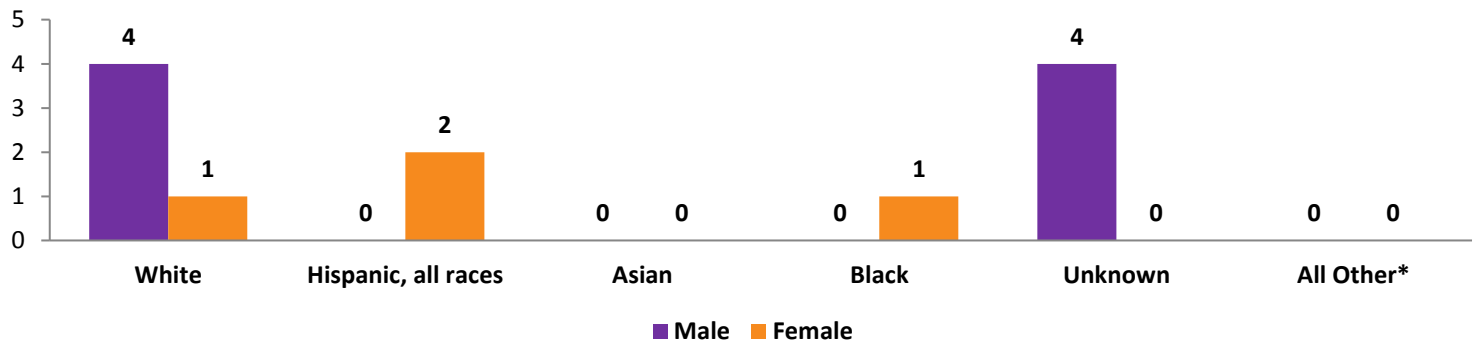
Credits Enrolled by Attendance

Student Status	Fall 2015	Fall 2016	Fall 2017
Full-Time	168	182	168
Part-Time	-	-	-
TOTAL	168	182	168



Source: Colleague Student Information System

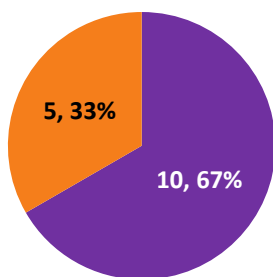
Enrollment by Gender & Race/Ethnicity, Fall 2016



*All Other category includes American Indian/Alaskan Natives, Hawaiian/Pacific Islanders, Non-Resident Aliens and students who reported two or more races.

Source: Colleague Student Information System

Fall-to-Spring Retention*, Fall 2016

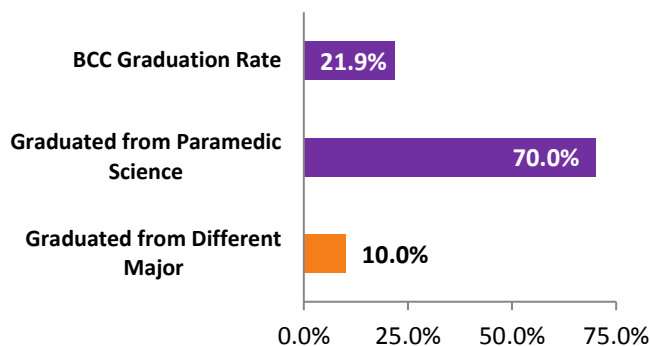


■ Retained Fall-to-Spring ■ Not Retained Fall-to-Spring

*For the purpose of this report, Fall-to-Spring Retention refers to students who were enrolled in Fall 2016 as of 10th day and received a grade in their first semester program required course (PAR-101) and were enrolled in Spring 2017 as of 10th day and received a grade in their second semester program required course (PAR-201)

Source: SURE Enrollment File

Graduation Rates, FTFTDS*, Fall 2014



*For the purpose of this report, Three-Year Graduation refers to students who were enrolled in Fall 2014 as of 10th day and received a grade in their first semester program required course (PAR-101) and graduated from BCC before Fall 2017.

Source: IPEDS Graduation Rates Survey

BCC Paramedic Graduates' Certification Exam Results

Certification Examination	Passed Examination		
	2015	2016	2017
National Registry of Emergency Medical Technicians (NREMT) Exam	100%	100%	100%

*Upon graduation from the BCC Paramedics program, students are qualified to take the National Registry of Emergency Medical Technicians (NREMT) Exam.

Source: BCC Paramedics Department

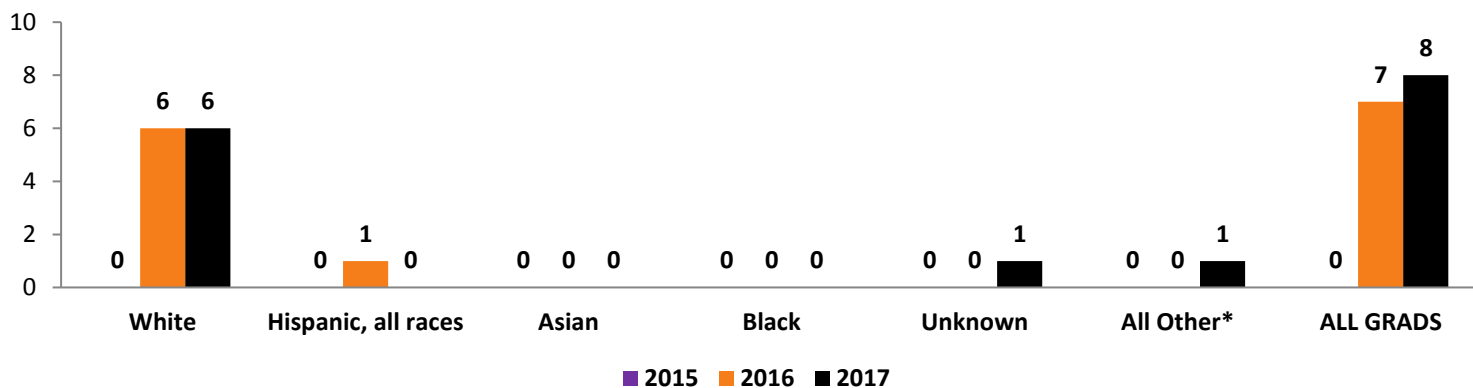
Job Growth for Target Occupations, NYC Metro Area*

Target Occupation	2017 Jobs	2027 Jobs	% Change
Emergency Medical Technicians and Paramedics	14,682	16,595	13.0%
Ambulance Drivers and Attendants, Except Emergency Medical Technicians	2,140	2,416	12.9%
TOTAL	16,822	19,011	13.0%

*NYC Metro Area includes: **NJ counties:** Bergen, Essex, Hudson, Hunterdon, Middlesex, Monmouth, Morris, Ocean, Passaic, Somerset, Sussex, Union **NY counties:** Bronx, Dutchess, Kings, Nassau, New York, Orange, Putnam, Queens, Richmond, Rockland, Suffolk, Westchester **PA counties:** Pike

Source: EMSI Economic Modeling, NJ Dept. of Labor

Degrees Awarded by Race/Ethnicity



*All Other category includes American Indian/Alaskan Natives, Hawaiian/Pacific Islanders, Non-Resident Aliens and students who reported two or more races.

Source: SURE Degrees Awarded File