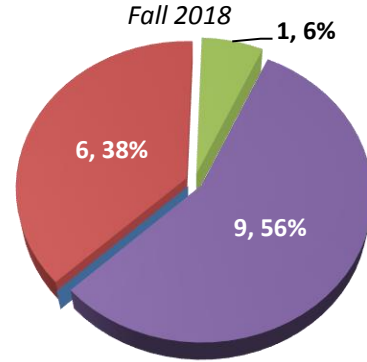


This is a profile of the Associate of Applied Science degree in Paramedic Science. The purpose of this document is to highlight the program's enrollments, demographics, and outcomes. Enrollment information includes enrollment by registration type, enrollment by attendance status, credits enrolled by attendance status, and enrollment by gender and race/ethnicity. Outcomes information includes retention rates, graduation rates, degrees awarded by race/ethnicity, certification exam pass rates, and job growth for target occupations in the NYC Metropolitan Area.

Enrollment by Registration Type



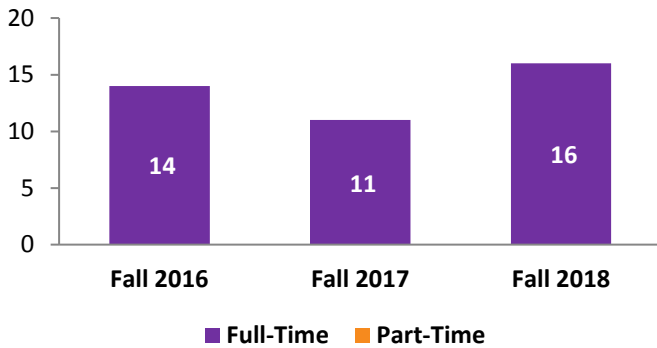
■ First-Time* ■ Transfer** ■ Stop-out*** ■ Returning****

*New to college **New to Bergen (originally enrolled at different institution)
Not enrolled in previous semester *Enrolled in previous semester

Source: Colleague Student Information System

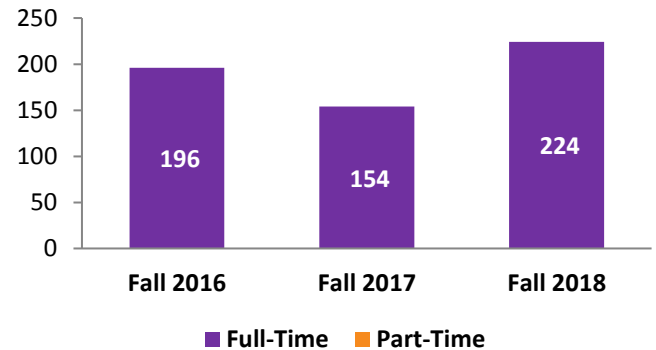
Enrollment by Attendance

Student Status	Fall 2016	Fall 2017	Fall 2018
Full-Time	14	11	16
Part-Time	-	-	-
TOTAL	14	11	16



Credits Enrolled by Attendance

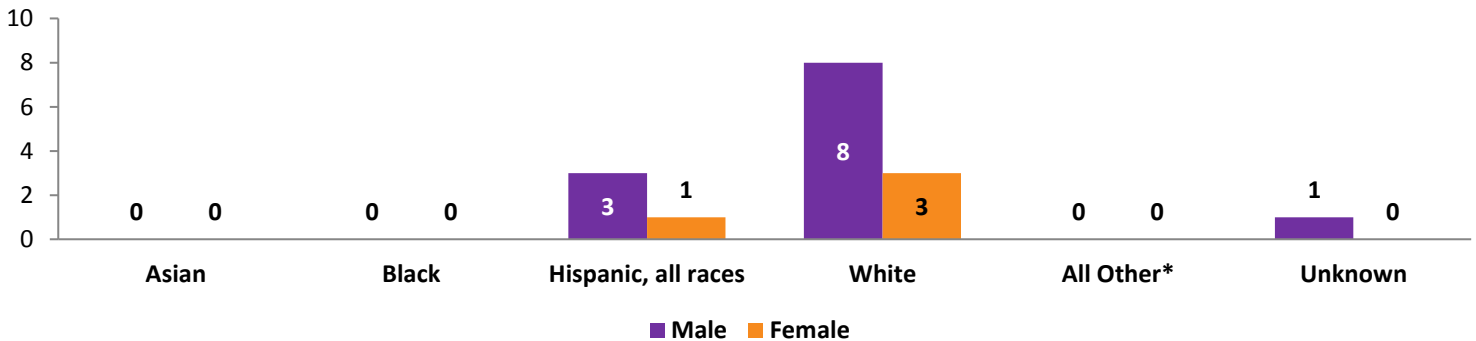
Student Status	Fall 2016	Fall 2017	Fall 2018
Full-Time	196	154	224
Part-Time	-	-	-
TOTAL	196	154	224



Source: Colleague Student Information System

Source: Colleague Student Information System

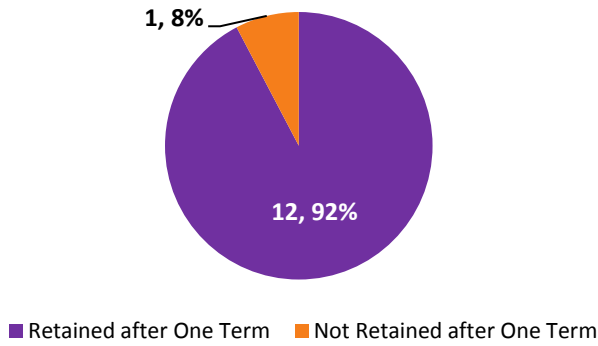
Enrollment by Gender & Race/Ethnicity, Fall 2018



*All Other category includes American Indian/Alaskan Natives, Hawaiian/Pacific Islanders, Non-Resident Aliens and students who reported two or more races.

Source: Colleague Student Information System

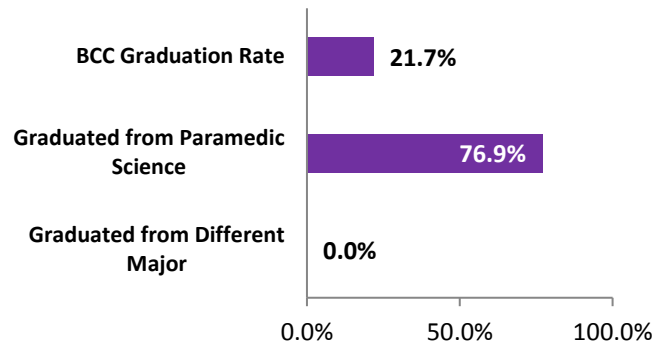
Fall-to-Spring Retention*, Fall 2017



*For the purpose of this report, Fall-to-Spring Retention refers to students who were enrolled in Fall 2017 as of 10th day and received a grade in their first semester program required course (PAR-101) and were enrolled in Spring 2018 as of 10th day and received a grade in their second semester program required course (PAR-201)

Source: SURE Enrollment File

Three-Year Graduation*, Fall 2015



*For the purpose of this report, Three-Year Graduation refers to students who were enrolled in Fall 2015 as of 10th day and received a grade in their first semester program required course (PAR-101) and graduated from BCC before Fall 2018.

Source: IPEDS Graduation Rates Survey

BCC Paramedic Science Graduates' Cert. Exam Results*

Certification Examination	% of Students who Passed		
	2015	2016	2017
National Registry of Emergency Medical Technicians (NREMT) Exam	100%	100%	100%

*Upon graduation from the BCC Paramedics program, students are qualified to take the National Registry of Emergency Medical Technicians (NREMT) Exam.

Source: BCC Paramedic Science Website

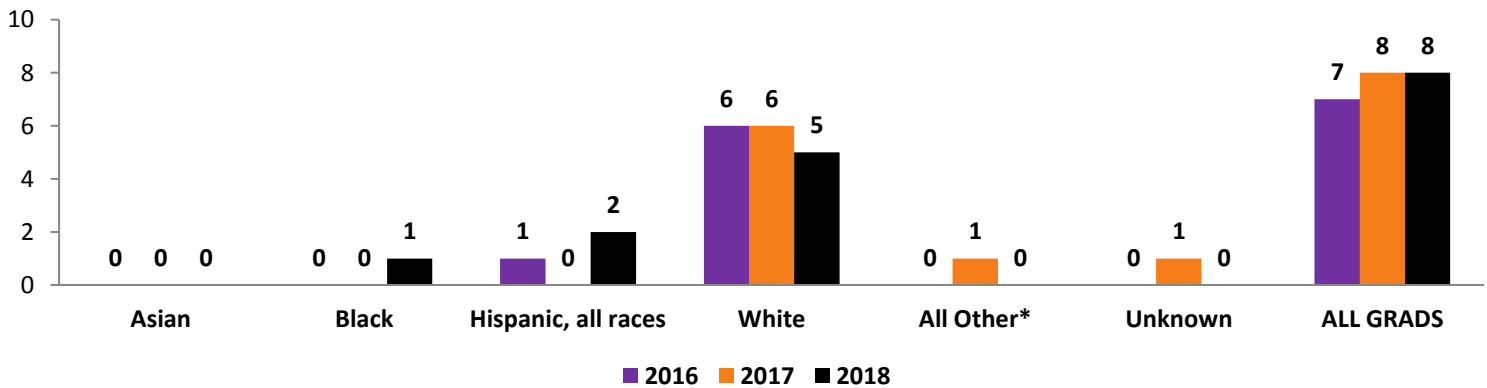
Job Growth for Target Occupations, NYC Metro Area*

Target Occupation	2018 Jobs	2028 Jobs	% Change
Emergency Medical Technicians and Paramedics	16,440	19,388	18.0%
Ambulance Drivers and Attendants, Except Emergency Medical Technicians	1,466	1,775	21.0%

*NYC Metro Area includes: **NJ counties:** Bergen, Essex, Hudson, Hunterdon, Middlesex, Monmouth, Morris, Ocean, Passaic, Somerset, Sussex, Union **NY counties:** Bronx, Dutchess, Kings, Nassau, New York, Orange, Putnam, Queens, Richmond, Rockland, Suffolk, Westchester **PA counties:** Pike

Source: EMSI Economic Modeling, NJ Dept. of Labor

Degrees Awarded by Race/Ethnicity



*All Other category includes American Indian/Alaskan Natives, Hawaiian/Pacific Islanders, Non-Resident Aliens and students who reported two or more races.

Source: SURE Degrees Awarded File