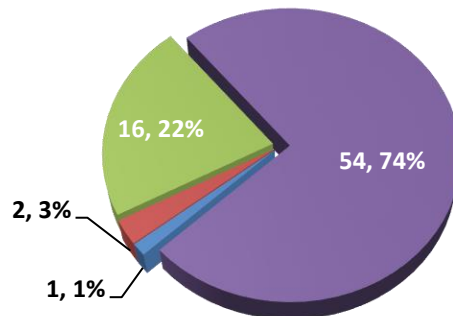


This is a profile of the Associate of Applied Science degree in Radiography. The purpose of this document is to highlight the program's enrollments, demographics, and outcomes. Enrollment information includes enrollment by registration type, enrollment by attendance status, credits enrolled by attendance status, and enrollment by gender and race/ethnicity. Outcomes information includes retention rates, graduation rates, degrees awarded by race/ethnicity, certification exam pass rates, and job growth for target occupations in the NYC Metropolitan Area.

Enrollment by Registration Type
Fall 2018



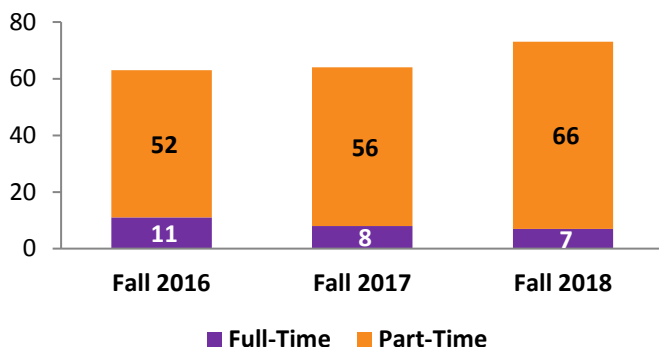
■ First-Time* ■ Transfer** ■ Stop-out*** ■ Returning****

*New to college **New to Bergen (originally enrolled at different institution)
Not enrolled in previous semester *Enrolled in previous semester

Source: Colleague Student Information System

Enrollment by Attendance

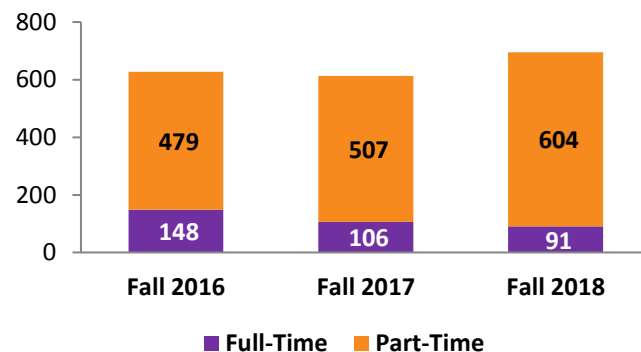
Student Status	Fall 2016	Fall 2017	Fall 2018
Full-Time	11	8	7
Part-Time	52	56	66
TOTAL	63	64	73



Source: Colleague Student Information System

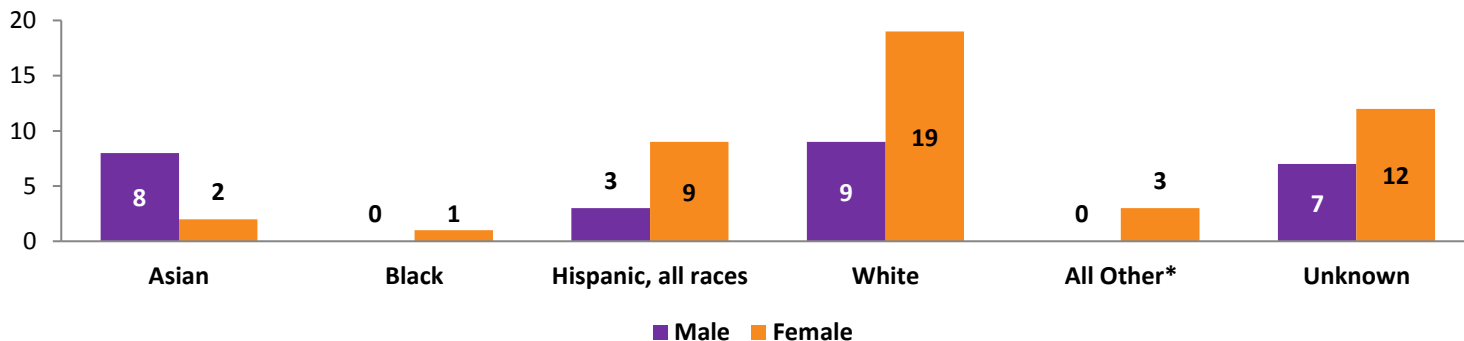
Credits Enrolled by Attendance

Student Status	Fall 2016	Fall 2017	Fall 2018
Full-Time	148	106	91
Part-Time	479	507	604
TOTAL	627	613	695



Source: Colleague Student Information System

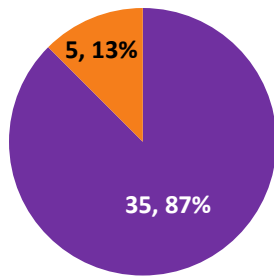
Enrollment by Gender & Race/Ethnicity, Fall 2018



*All Other category includes American Indian/Alaskan Natives, Hawaiian/Pacific Islanders, Non-Resident Aliens and students who reported two or more races.

Source: Colleague Student Information System

One-Year Retention*, Fall 2017

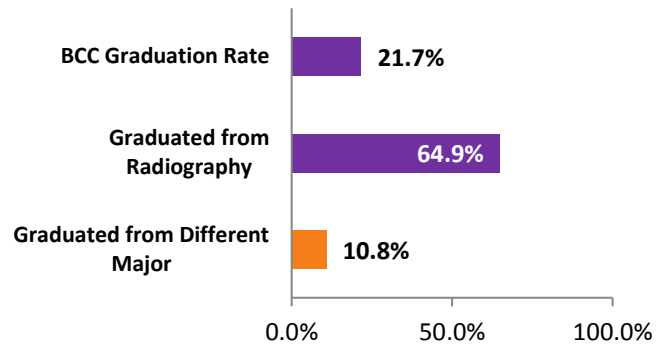


■ Retained after One Year ■ Not Retained after One Year

*For the purpose of this report, One-Year Retention refers to students who were enrolled in Fall 2017 as of 10th day and received a grade in their first semester program required course (RAD-181) and were enrolled in Fall 2018 as of 10th day and received a grade in their third semester program required course (RAD-285).

Source: SURE Enrollment File

Three-Year Graduation*, Fall 2015



*For the purpose of this report, Three-Year Graduation refers to students who were enrolled in Fall 2015 as of 10th day and received a grade in their first semester program required course (RAD-181) and graduated from BCC before Fall 2018.

Most popular major(s) graduated from: AA.FPA.MUSC.BUS (1 grad), AS.PS.CRIMJ (1 grad), AS.PS.GEN (1 grad), AS.PS.SOC.WK (1 grad)

Source: IPEDS Graduation Rates Survey

BCC Radiography Graduates' Cert. Exam Results*

Certification Examination	% of Students who Passed		
	2015	2016	2017
American Registry of Radiologic Technologists (ARRT)	100%	86%	91%

*Upon graduation from the BCC Radiography program, students are qualified to take the American Registry of Radiologic Technologists (ARRT) Certification Examination.

Source: BCC Radiography Website

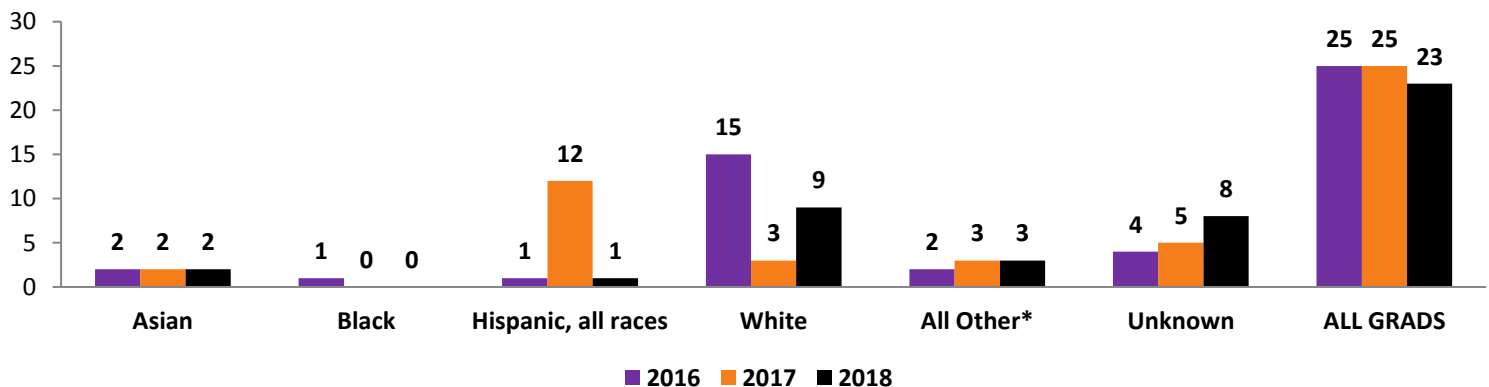
Job Growth for Target Occupations, NYC Metro Area*

Target Occupation	2018 Jobs	2028 Jobs	% Change
Radiation Therapists	968	1,113	15.0%
Radiologic Technologists	12,249	13,781	13.0%

*NYC Metro Area includes: **NJ counties:** Bergen, Essex, Hudson, Hunterdon, Middlesex, Monmouth, Morris, Ocean, Passaic, Somerset, Sussex, Union **NY counties:** Bronx, Dutchess, Kings, Nassau, New York, Orange, Putnam, Queens, Richmond, Rockland, Suffolk, Westchester **PA counties:** Pike

Source: EMSI Economic Modeling, NJ Dept. of Labor

Degrees Awarded by Race/Ethnicity



*All Other category includes American Indian/Alaskan Natives, Hawaiian/Pacific Islanders, Non-Resident Aliens and students who reported two or more races.

Source: SURE Degrees Awarded File