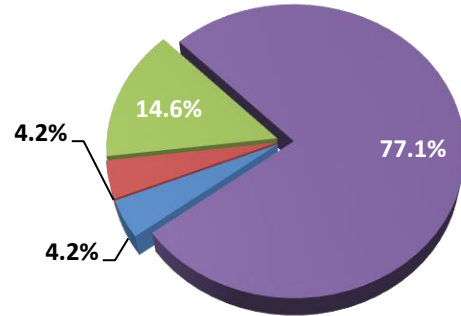


This is a profile of the Associate of Applied Science (A.A.S.) in Respiratory Therapy. The purpose of this document is to highlight the program's enrollments, demographics, and outcomes. Enrollment information includes enrollment by attendance, enrollment by registration type, credits enrolled by attendance, and enrollment by gender and race/ethnicity. Outcomes information includes retention rates, graduation rates, degrees awarded by race/ethnicity, certification exam results, and job growth projections for target occupations.

Enrollment by Registration Type

Fall 2016



■ First-Time* ■ Transfer** ■ Stop-out*** ■ Returning****

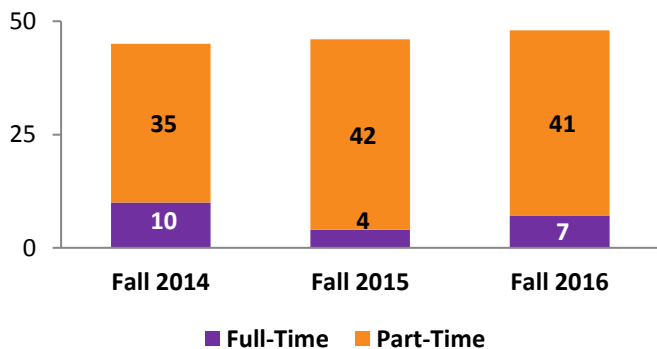
*New to college **New to Bergen (originally enrolled at different institution)

Not enrolled in previous semester *Enrolled in previous semester

Source: SURE Enrollment File

Enrollment by Attendance

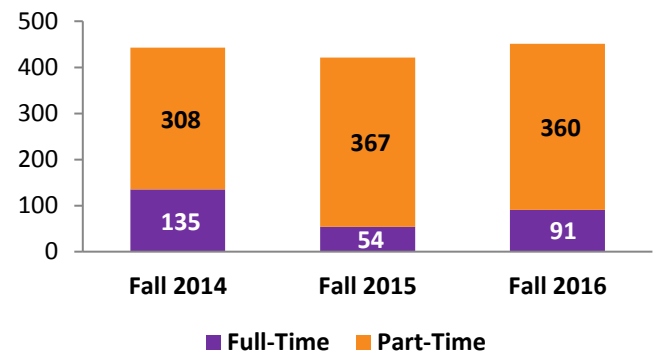
Student Status	Fall 2014	Fall 2015	Fall 2016
Full-Time	10	4	7
Part-Time	35	42	41
TOTAL	45	46	48



Source: SURE Enrollment File

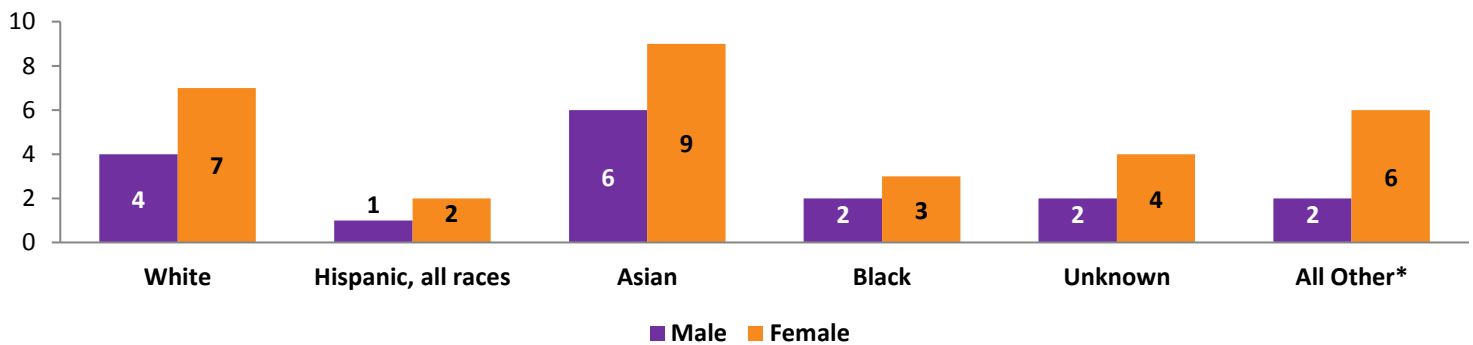
Credits Enrolled by Attendance

Student Status	Fall 2014	Fall 2015	Fall 2016
Full-Time	135	54	91
Part-Time	308	367	360
TOTAL	443	421	451



Source: SURE Enrollment File

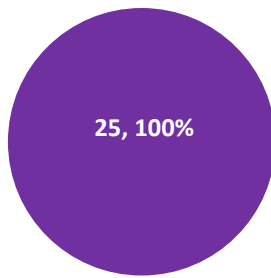
Enrollment by Gender & Race/Ethnicity, Fall 2016



*All Other category includes American Indian/Alaskan Natives, Hawaiian/Pacific Islanders, Non-Resident Aliens and students who reported two or more races.

Source: SURE Enrollment File

One-Year Retention*, Fall 2015

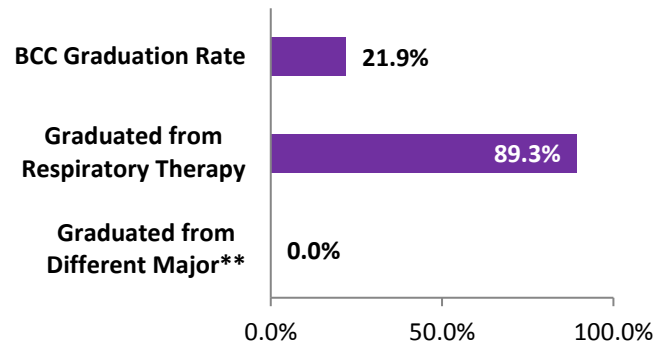


■ Retained after One Year ■ Not Retained after One Year

*For the purpose of this report, One-Year Retention refers to students who were enrolled in Fall 2015 as of 10th day and received a grade in their first semester program required course (RSP-121) and were enrolled in Fall 2016 as of 10th day and received a grade in their third semester program required course (RSP-231).

Source: SURE Enrollment File

Three-Year Graduation*, Fall 2013



*For the purposes of this report, Three-Year Graduation refers to students who were enrolled in Fall 2013 as of 10th day and received a grade in their first semester program required course (RSP-121) and graduated from BCC before Fall 2016.

Source: IPEDS Graduation Rates Survey

BCC Respiratory Therapy Graduates' Certification Exam Results*

Certification Examination	Passed on 1st Attempt		
	2014	2015	2016
Certified Respiratory Therapist (CRT) Licensing Exam	91%	84%	71%

*Upon graduation from the Respiratory Therapy program, students are qualified to take the Certified Respiratory Therapist (CRT) Licensing Exam.

Source: BCC Respiratory Therapy Department

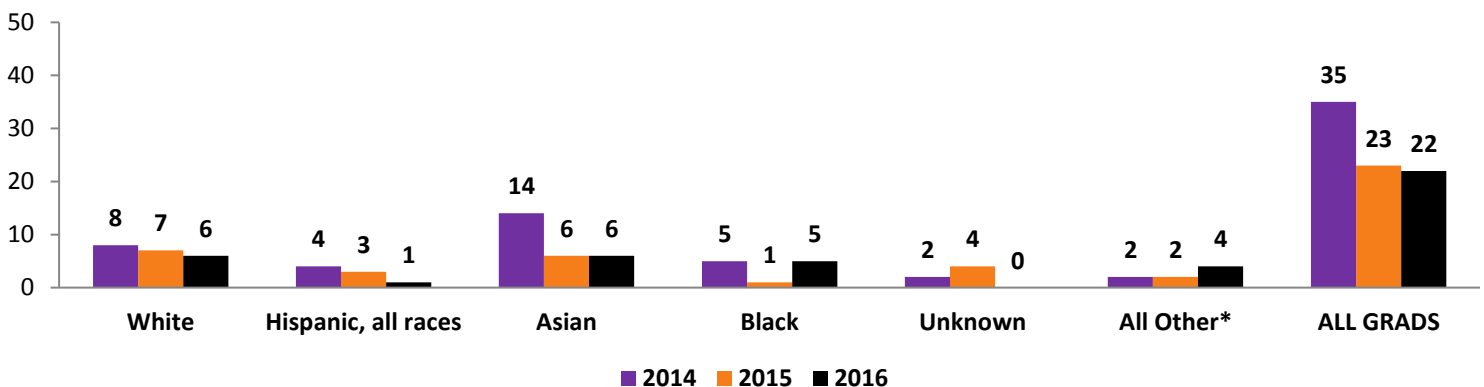
Job Growth for Target Occupations, NYC Metro Area*

Target Occupation	2016 Jobs	2026 Jobs	% Change
Respiratory Therapists	5,924	6,980	17.8%
Respiratory Therapy Technicians	289	303	4.8%
TOTAL	6,213	7,283	17.2%

*NYC Metro Area includes: **NJ counties:** Bergen, Essex, Hudson, Hunterdon, Middlesex, Monmouth, Morris, Ocean, Passaic, Somerset, Sussex, Union **NY counties:** Bronx, Dutchess, Kings, Nassau, New York, Orange, Putnam, Queens, Richmond, Rockland, Suffolk, Westchester **PA counties:** Pike

Source: EMSI Economic Modeling, NJ Dept. of Labor

Degrees Awarded by Race/Ethnicity



*All Other category includes American Indian/Alaskan Natives, Hawaiian/Pacific Islanders, Non-Resident Aliens and students who reported two or more races.

Source: SURE Degrees Awarded File