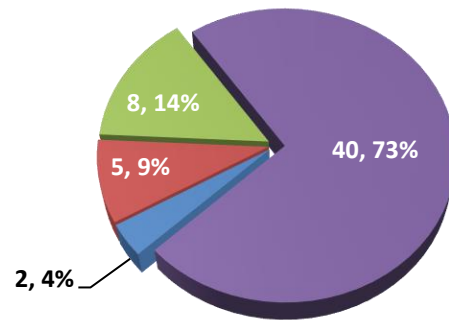


This is a profile of the Associate of Applied Science degree in Respiratory Care. The purpose of this document is to highlight the program's enrollments, demographics, and outcomes. Enrollment information includes enrollment by registration type, enrollment by attendance status, credits enrolled by attendance status, and enrollment by gender and race/ethnicity. Outcomes information includes retention rates, graduation rates, degrees awarded by race/ethnicity, certification exam pass rates, and job growth for target occupations in the NYC Metropolitan Area.

Enrollment by Registration Type
Fall 2018



■ First-Time* ■ Transfer** ■ Stop-out*** ■ Returning****

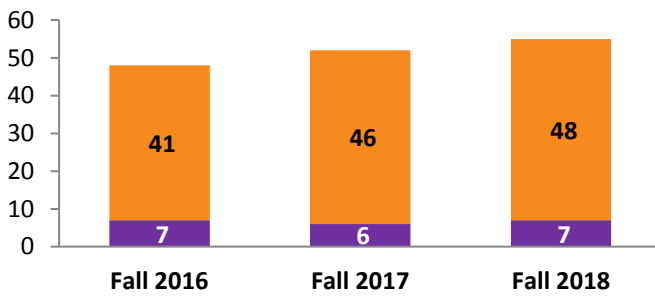
*New to college **New to Bergen (originally enrolled at different institution)

Not enrolled in previous semester *Enrolled in previous semester

Source: Colleague Student Information System

Enrollment by Attendance

Student Status	Fall 2016	Fall 2017	Fall 2018
Full-Time	7	6	7
Part-Time	41	46	48
TOTAL	48	52	55

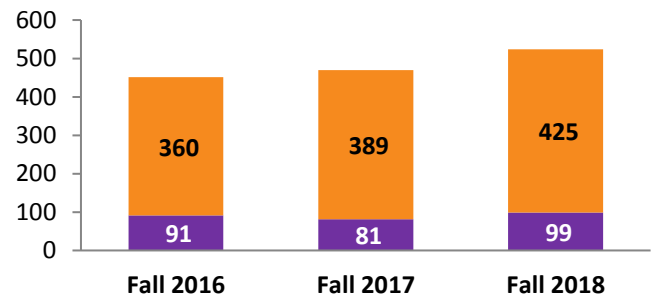


■ Full-Time ■ Part-Time

Source: Colleague Student Information System

Credits Enrolled by Attendance

Student Status	Fall 2016	Fall 2017	Fall 2018
Full-Time	91	81	99
Part-Time	360	389	425
TOTAL	451	470	524



■ Full-Time ■ Part-Time

Source: Colleague Student Information System

Enrollment by Gender & Race/Ethnicity, Fall 2018

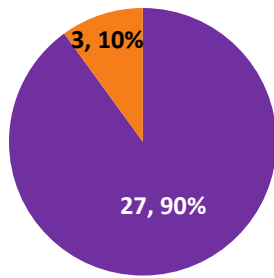


■ Male ■ Female

*All Other category includes American Indian/Alaskan Natives, Hawaiian/Pacific Islanders, Non-Resident Aliens and students who reported two or more races.

Source: Colleague Student Information System

One-Year Retention*, Fall 2017

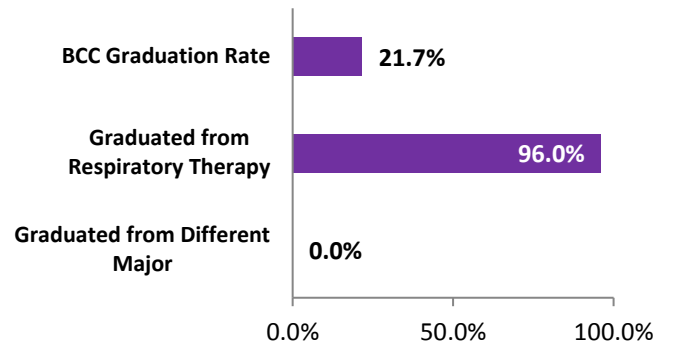


■ Retained after One Year ■ Not Retained after One Year

*For the purpose of this report, One-Year Retention refers to students who were enrolled in Fall 2017 as of 10th day and received a grade in their first semester program required course (RSP-121) and were enrolled in Fall 2018 as of 10th day and received a grade in their third semester program required course (RSP-231).

Source: SURE Enrollment File

Three-Year Graduation*, Fall 2015



*For the purposes of this report, Three-Year Graduation refers to students who were enrolled in Fall 2015 as of 10th day and received a grade in their first semester program required course (RSP-121) and graduated from BCC before Fall 2018.

Source: IPEDS Graduation Rates Survey

BCC Respiratory Care Graduates' Cert. Exam Results*

Certification Examination	% of Students who Passed		
	2015	2016	2017
Certified Respiratory Therapist (CRT) Licensing Exam	84%	71%	83%

*Upon graduation from the Respiratory Therapy program, students are qualified to take the Certified Respiratory Therapist (CRT) Licensing Exam.

Source: BCC Respiratory Care Website

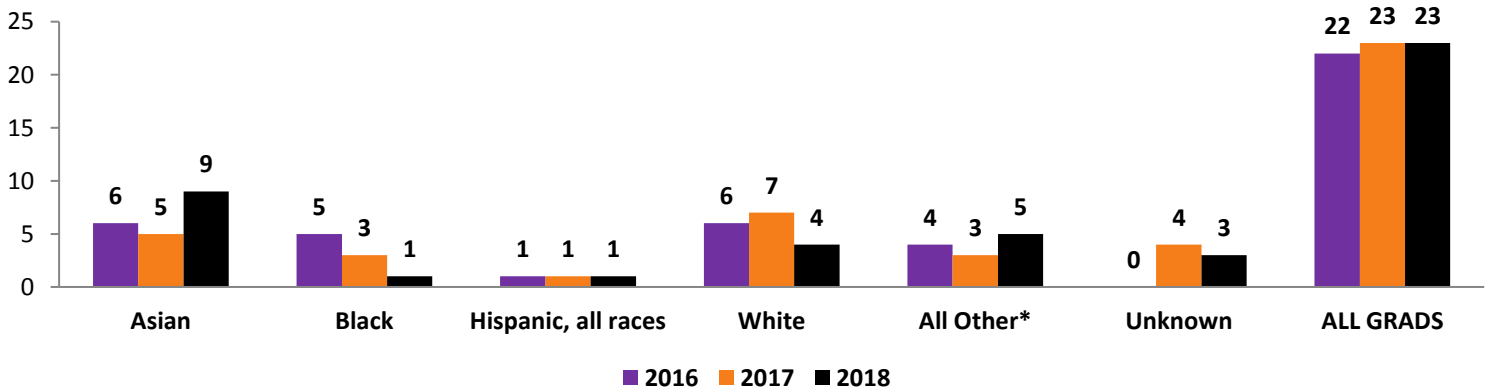
Job Growth for Target Occupations, NYC Metro Area*

Target Occupation	2018 Jobs	2028 Jobs	% Change
Respiratory Therapists	5,814	7,464	28.0%
Respiratory Therapy Technicians	247	185	-25.0%

*NYC Metro Area includes: **NJ counties:** Bergen, Essex, Hudson, Hunterdon, Middlesex, Monmouth, Morris, Ocean, Passaic, Somerset, Sussex, Union **NY counties:** Bronx, Dutchess, Kings, Nassau, New York, Orange, Putnam, Queens, Richmond, Rockland, Suffolk, Westchester **PA counties:** Pike

Source: EMSI Economic Modeling, NJ Dept. of Labor

Degrees Awarded by Race/Ethnicity



*All Other category includes American Indian/Alaskan Natives, Hawaiian/Pacific Islanders, Non-Resident Aliens and students who reported two or more races.

Source: SURE Degrees Awarded File