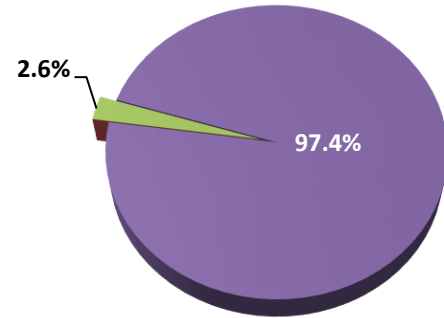


This is a profile of the Associate of Applied Science (A.A.S.) in Veterinary Technology. The purpose of this document is to highlight the program's enrollments, demographics, and outcomes. Enrollment information includes enrollment by attendance, enrollment by registration type, credits enrolled by attendance, and enrollment by gender and race/ethnicity. Outcomes information includes retention rates, graduation rates, degrees awarded by race/ethnicity, certification exam results, and job growth projections for target occupations.

Enrollment by Registration Type
Fall 2017



■ First-Time* ■ Transfer** ■ Stop-out*** ■ Returning****

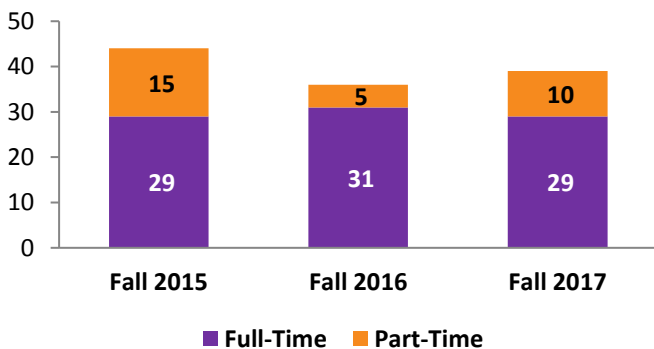
*New to college **New to Bergen (originally enrolled at different institution)

Not enrolled in previous semester *Enrolled in previous semester

Source: Colleague Student Information System

Enrollment by Attendance

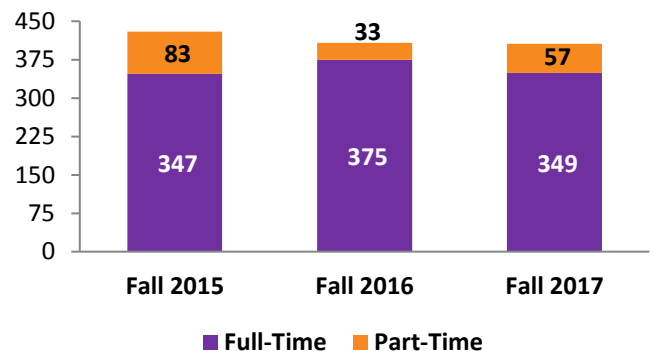
Student Status	Fall 2015	Fall 2016	Fall 2017
Full-Time	29	31	29
Part-Time	15	5	10
TOTAL	44	36	39



Source: Colleague Student Information System

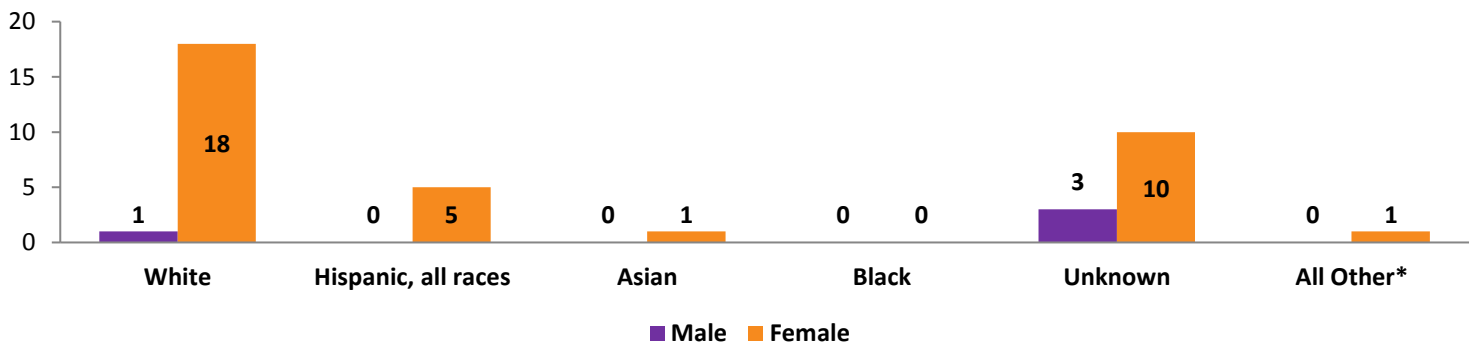
Credits Enrolled by Attendance

Student Status	Fall 2015	Fall 2016	Fall 2017
Full-Time	347	375	349
Part-Time	83	33	57
TOTAL	430	408	406



Source: Colleague Student Information System

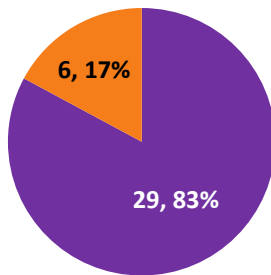
Enrollment by Gender & Race/Ethnicity, Fall 2017



*All Other category includes American Indian/Alaskan Natives, Hawaiian/Pacific Islanders, Non-Resident Aliens and students who reported two or more races.

Source: Colleague Student Information System

One-Year Retention*, Spring 2016



■ Retained after One Year ■ Not Retained after One Year

*For the purpose of this report, One-Year Retention refers to students who were enrolled in Spring 2016 as of 10th day and received a grade in their first semester program required course (VET-104) and were enrolled in Spring 2017 as of 10th day and received a grade in their third semester program required course (VET-214)

Source: SURE Enrollment File

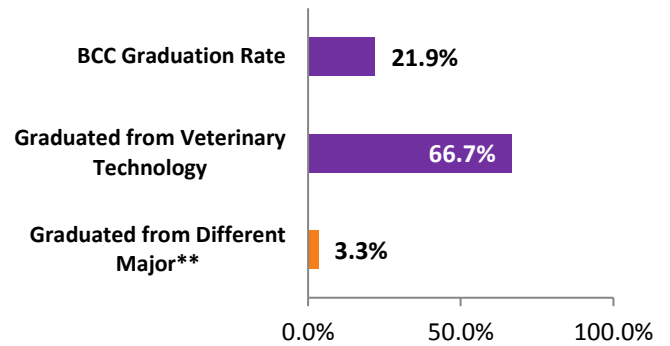
BCC Vet Tech Graduates' Cert. Exam Results*

Certification Examination	2015-2018
Veterinary Technician National Examination (VTNE)	87%

*Upon graduation from the BCC Veterinary Technology program, students are qualified to take the Veterinary Technician National Examination (VTNE)

Source: BCC Veterinary Technology Website

Three-Year Graduation*, Spring 2013



*For the purpose of this report, Three-Year Graduation refers to students who were enrolled in Spring 2013 as of 10th day and received a grade in their first semester program required course (VET-104) and graduated from BCC before Spring 2017

**Graduated from AS.PS.BUS.ADM (1 grad).

Source: IPEDS Graduation Rates Survey

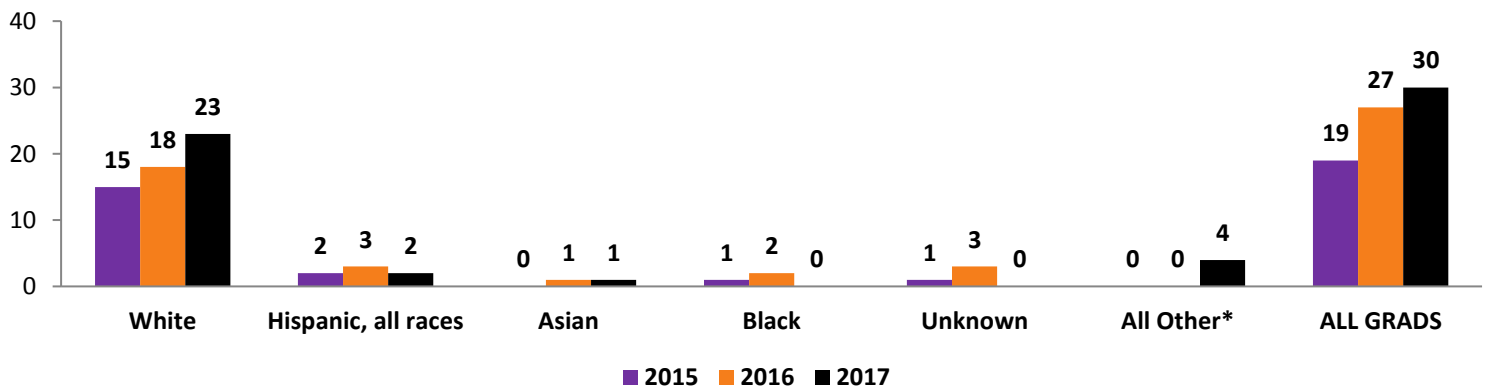
Job Growth for Target Occupations, NYC Metro Area*

Target Occupation	2017 Jobs	2027 Jobs	% Change
Veterinary Technologists and Technicians	4,631	5,366	15.9%
Veterinary Assistants and Laboratory Animal Caretakers	3,167	3,529	11.4%
TOTAL	7,798	8,895	14.1%

*NYC Metro Area includes: **NJ counties:** Bergen, Essex, Hudson, Hunterdon, Middlesex, Monmouth, Morris, Ocean, Passaic, Somerset, Sussex, Union **NY counties:** Bronx, Dutchess, Kings, Nassau, New York, Orange, Putnam, Queens, Richmond, Rockland, Suffolk, Westchester **PA counties:** Pike

Source: EMSI Economic Modeling, NJ Dept. of Labor

Degrees Awarded by Race/Ethnicity



*All Other category includes American Indian/Alaskan Natives, Hawaiian/Pacific Islanders, Non-Resident Aliens and students who reported two or more races.

Source: SURE Degrees Awarded File

