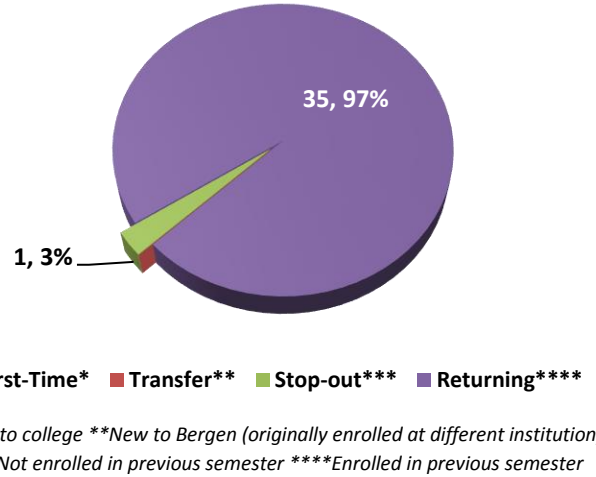


This is a profile of the Associate of Applied Science degree in Veterinary Technology. The purpose of this document is to highlight the program's enrollments, demographics, and outcomes. Enrollment information includes enrollment by registration type, enrollment by attendance status, credits enrolled by attendance status, and enrollment by gender and race/ethnicity. Outcomes information includes retention rates, graduation rates, degrees awarded by race/ethnicity, certification exam pass rates, and job growth for target occupations in the NYC Metropolitan Area.

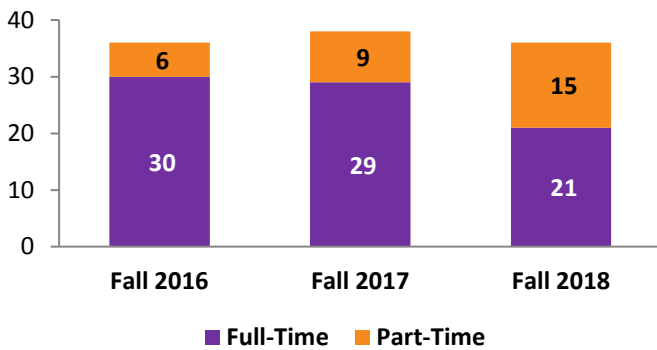
Enrollment by Registration Type
Fall 2018



Source: Colleague Student Information System

Enrollment by Attendance

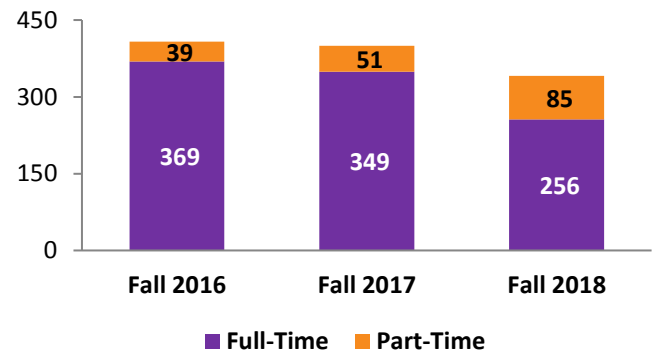
Student Status	Fall 2016	Fall 2017	Fall 2018
Full-Time	30	29	21
Part-Time	6	9	15
TOTAL	36	38	36



Source: Colleague Student Information System

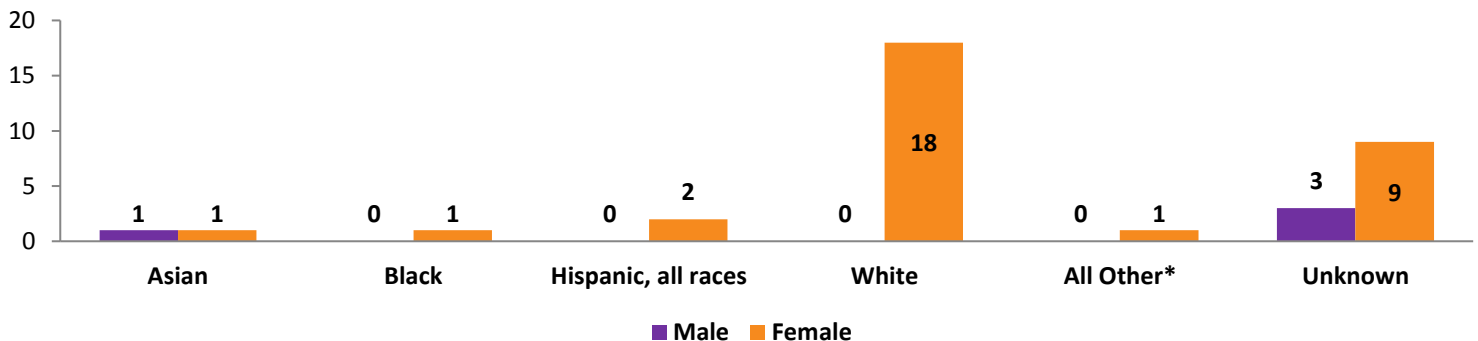
Credits Enrolled by Attendance

Student Status	Fall 2016	Fall 2017	Fall 2018
Full-Time	369	349	256
Part-Time	39	51	85
TOTAL	408	400	341



Source: Colleague Student Information System

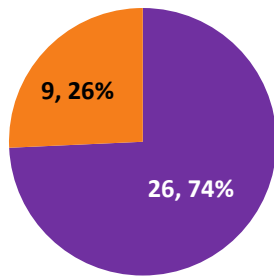
Enrollment by Gender & Race/Ethnicity, Fall 2018



*All Other category includes American Indian/Alaskan Natives, Hawaiian/Pacific Islanders, Non-Resident Aliens and students who reported two or more races.

Source: Colleague Student Information System

One-Year Retention*, Spring 2017

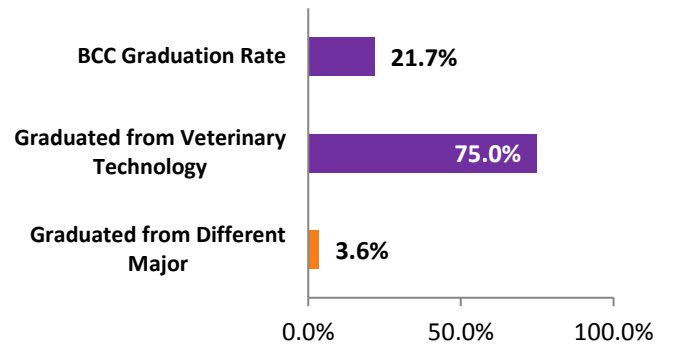


■ Retained after One Year ■ Not Retained after One Year

*For the purpose of this report, One-Year Retention refers to students who were enrolled in Spring 2017 as of 10th day and received a grade in their first semester program required course (VET-104) and were enrolled in Spring 2018 as of 10th day and received a grade in their third semester program required course (VET-214)

Source: SURE Enrollment File

Three-Year Graduation*, Spring 2014



*For the purpose of this report, Three-Year Graduation refers to students who were enrolled in Spring 2014 as of 10th day and received a grade in their first semester program required course (VET-104) and graduated from BCC before Spring 2018

Most popular major(s) graduated from: AA.LA.WLAN (1 grad)

Source: IPEDS Graduation Rates Survey

BCC Vet Tech Graduates' Board Exam Results*

Board Examination	2015-2018
Veterinary Technician National Examination (VTNE)	87%

*Upon graduation from the BCC Veterinary Technology program, students are qualified to take the Veterinary Technician National Examination (VTNE)

Source: BCC Veterinary Technology Website

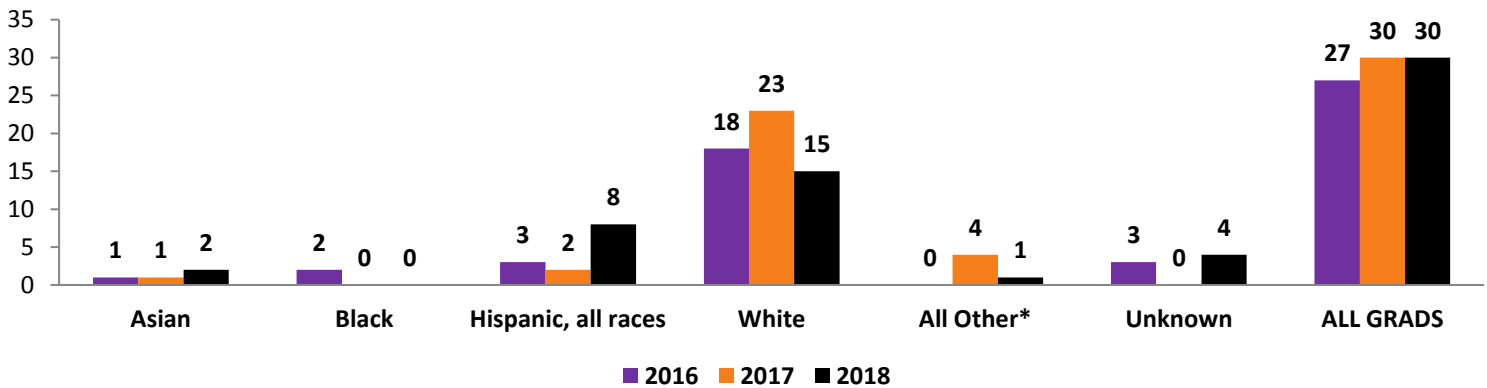
Job Growth for Target Occupations, NYC Metro Area*

Target Occupation	2018 Jobs	2028 Jobs	% Change
Veterinary Technologists and Technicians	4,517	5,401	20.0%
Veterinary Assistants and Laboratory Animal Caretakers	3,274	3,973	21.0%

*NYC Metro Area includes: **NJ counties:** Bergen, Essex, Hudson, Hunterdon, Middlesex, Monmouth, Morris, Ocean, Passaic, Somerset, Sussex, Union **NY counties:** Bronx, Dutchess, Kings, Nassau, New York, Orange, Putnam, Queens, Richmond, Rockland, Suffolk, Westchester **PA counties:** Pike

Source: EMSI Economic Modeling, NJ Dept. of Labor

Degrees Awarded by Race/Ethnicity



*All Other category includes American Indian/Alaskan Natives, Hawaiian/Pacific Islanders, Non-Resident Aliens and students who reported two or more races.

Source: SURE Degrees Awarded File