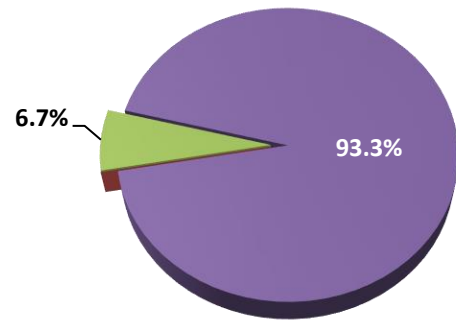


This is a profile of the Associate of Applied Science (A.A.S.) in Nursing, Evening. The purpose of this document is to highlight the program's enrollments, demographics, and outcomes. Enrollment information includes enrollment by attendance, enrollment by registration type, credits enrolled by attendance, and enrollment by gender and race/ethnicity. Outcomes information includes retention rates, graduation rates, degrees awarded by race/ethnicity, certification exam results, and job growth projections for target occupations.

**Enrollment by Registration Type**  
Fall 2016



■ First-Time\* ■ Transfer\*\* ■ Stop-out\*\*\* ■ Returning\*\*\*\*

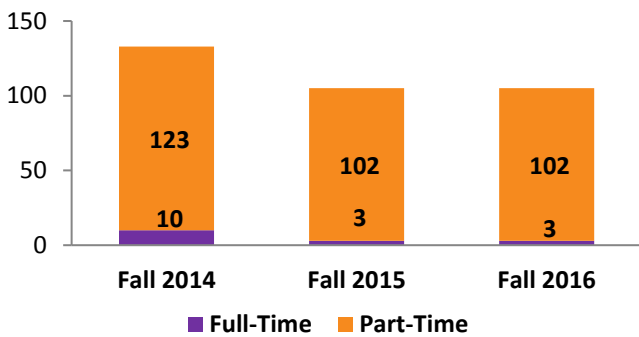
\*New to college \*\*New to Bergen (originally enrolled at different institution)

\*\*\*Not enrolled in previous semester \*\*\*\*Enrolled in previous semester

Source: SURE Enrollment File

**Enrollment by Attendance**

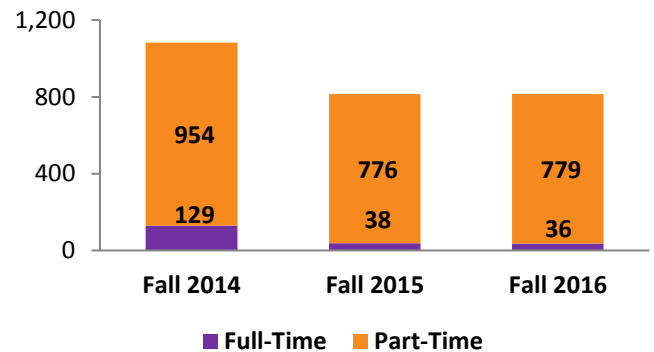
Student Status	Fall 2014	Fall 2015	Fall 2016
Full-Time	10	3	3
Part-Time	123	102	102
<b>TOTAL</b>	<b>133</b>	<b>105</b>	<b>105</b>



Source: SURE Enrollment File

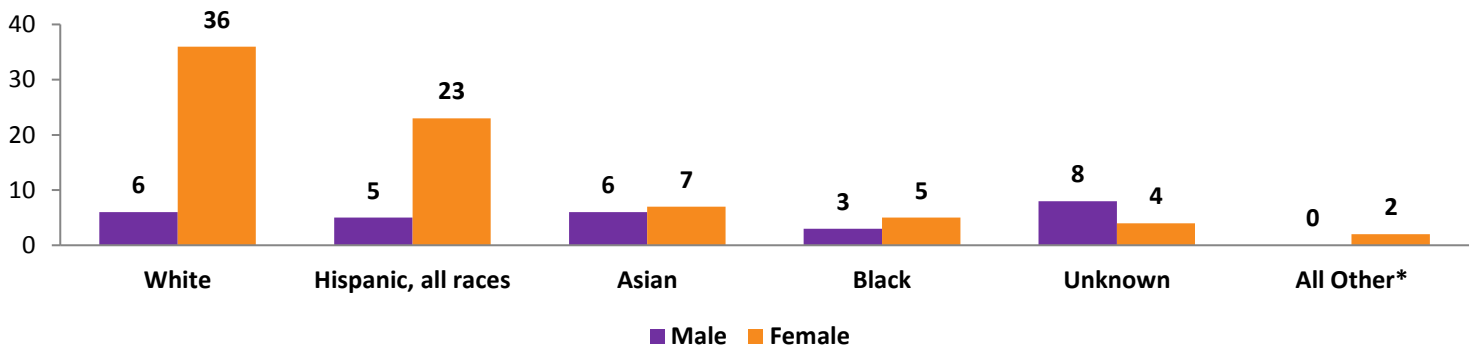
**Credits Enrolled by Attendance**

Student Status	Fall 2014	Fall 2015	Fall 2016
Full-Time	129	38	36
Part-Time	954	776	779
<b>TOTAL</b>	<b>1,083</b>	<b>814</b>	<b>815</b>



Source: SURE Enrollment File

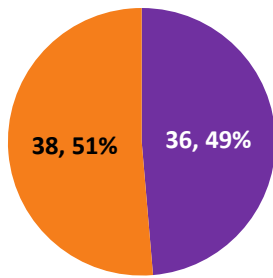
**Enrollment by Gender & Race/Ethnicity, Fall 2016**



\*All Other category includes American Indian/Alaskan Natives, Hawaiian/Pacific Islanders, Non-Resident Aliens and students who reported two or more races.

Source: SURE Enrollment File

**One-Year Retention\*, Spring 2015**



■ Retained after One Year ■ Not Retained after One Year

\*For the purpose of this report, One-Year Retention refers to students who were enrolled in Spring 2015 as of 10th day and received a grade in their first semester program required course (NUR-183) and were enrolled in Spring 2016 as of 10th day and received a grade in their third semester program required course (NUR-284).

Source: SURE Enrollment File

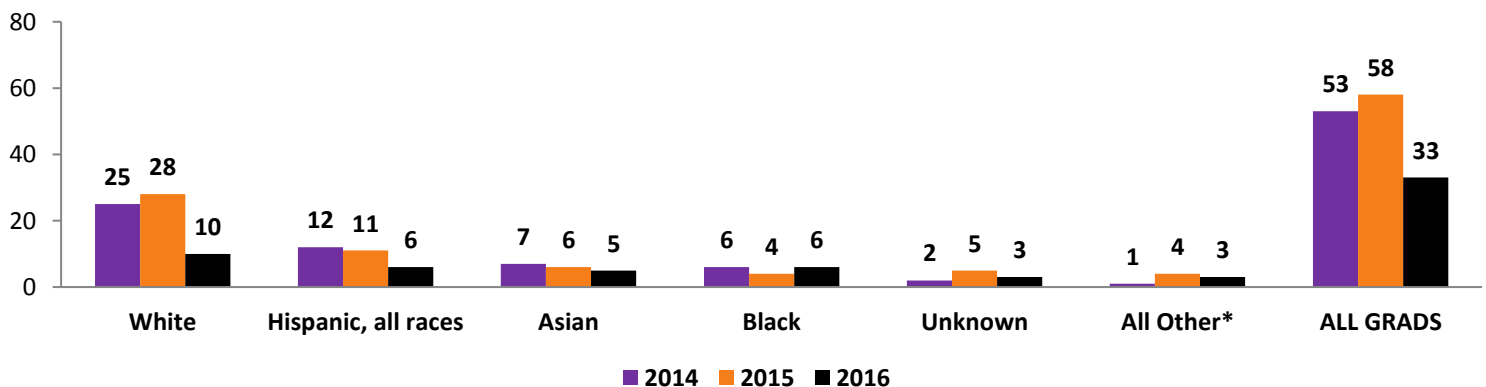
**BCC Nursing Certification Exam Results\***

Certification Examination	Passed on 1st Attempt		
	2014	2015	2016
National Council Licensure Examination (NCLEX)	77%	77%	87%

\*Upon Graduation from the BCC Nursing program, students are qualified to take the National Council Licensure Examination (NCLEX).

BCC Nursing Department

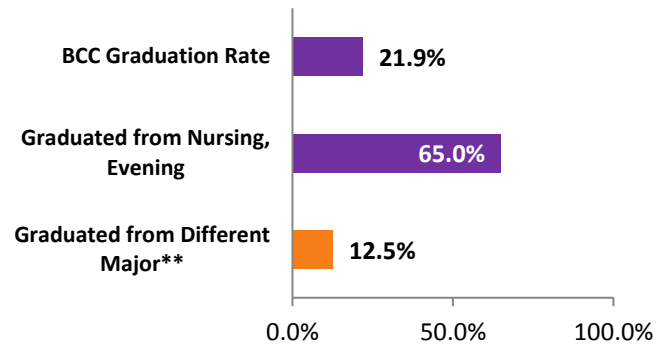
**Degrees Awarded by Race/Ethnicity**



\*All Other category includes American Indian/Alaskan Natives, Hawaiian/Pacific Islanders, Non-Resident Aliens and students who reported two or more races.

Source: SURE Degrees Awarded File

**Three-Year Graduation\*, Spring 2012**



\*For the purpose of this report, Three-Year Graduation refers to students who were enrolled in Spring 2012 as of 10th day and received a grade in their first semester program required course (NUR-183) and graduated from BCC before Spring 2016.

\*\*Graduated from AS.PS.GEN (4 grads) and CERT.SURG (3 grads).

Source: IPEDS Graduation Rates Survey

**Job Growth for Target Occupations, NYC Metro Area\***

Target Occupation	2016 Jobs	2026 Jobs	% Change
Registered Nurses	178,089	213,841	20.1%

\*NYC Metro Area includes: **NJ counties:** Bergen, Essex, Hudson, Hunterdon, Middlesex, Monmouth, Morris, Ocean, Passaic, Somerset, Sussex, Union **NY counties:** Bronx, Dutchess, Kings, Nassau, New York, Orange, Putnam, Queens, Richmond, Rockland, Suffolk, Westchester **PA counties:** Pike

Source: EMSI Economic Modeling, NJ Dept. of Labor