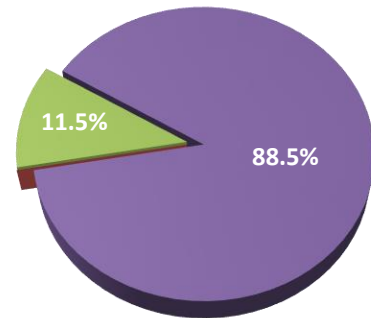


This is a profile of the Associate of Applied Science (A.A.S.) in Nursing, Evening. The purpose of this document is to highlight the program's enrollments, demographics, and outcomes. Enrollment information includes enrollment by attendance, enrollment by registration type, credits enrolled by attendance, and enrollment by gender and race/ethnicity. Outcomes information includes retention rates, graduation rates, degrees awarded by race/ethnicity, certification exam results, and job growth projections for target occupations.

Enrollment by Registration Type
Fall 2017



■ First-Time* ■ Transfer** ■ Stop-out*** ■ Returning****

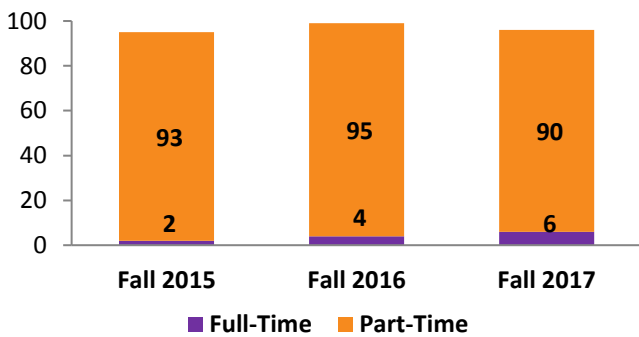
*New to college **New to Bergen (originally enrolled at different institution)

Not enrolled in previous semester *Enrolled in previous semester

Source: Colleague Student Information System

Enrollment by Attendance

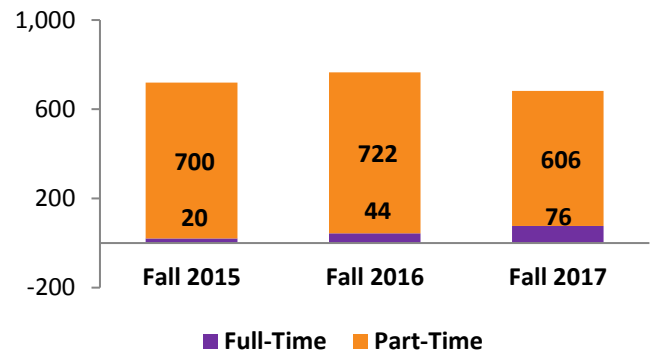
Student Status	Fall 2015	Fall 2016	Fall 2017
Full-Time	2	4	6
Part-Time	93	95	90
TOTAL	95	99	96



Source: Colleague Student Information System

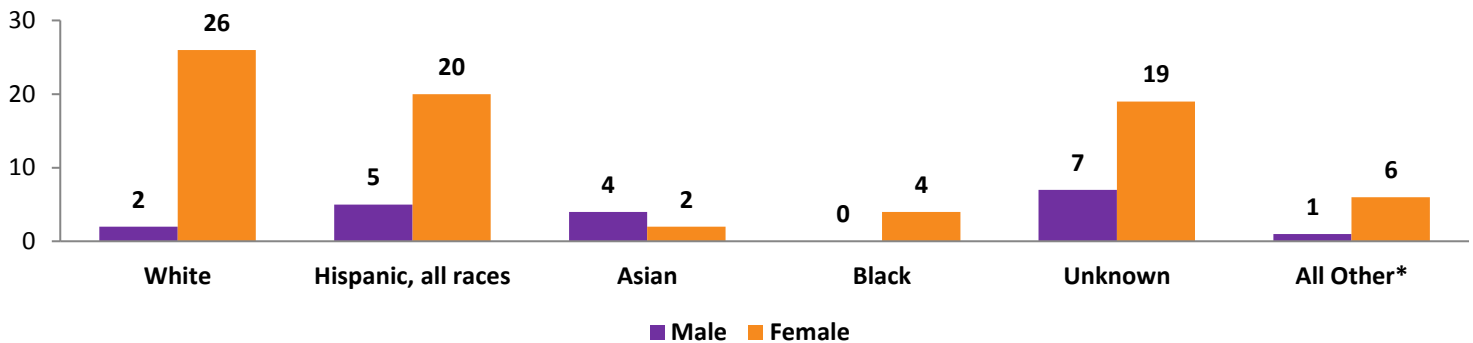
Credits Enrolled by Attendance

Student Status	Fall 2015	Fall 2016	Fall 2017
Full-Time	20	44	76
Part-Time	700	722	606
TOTAL	720	766	682



Source: Colleague Student Information System

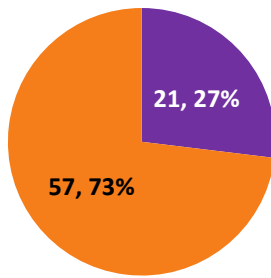
Enrollment by Gender & Race/Ethnicity, Fall 2017



*All Other category includes American Indian/Alaskan Natives, Hawaiian/Pacific Islanders, Non-Resident Aliens and students who reported two or more races.

Source: Colleague Student Information System

One-Year Retention*, Spring 2016



■ Retained after One Year ■ Not Retained after One Year

*For the purpose of this report, One-Year Retention refers to students who were enrolled in Spring 2016 as of 10th day and received a grade in their first semester program required course (NUR-183) and were enrolled in Spring 2017 as of 10th day and received a grade in their third semester program required course (NUR-284).

Source: SURE Enrollment File

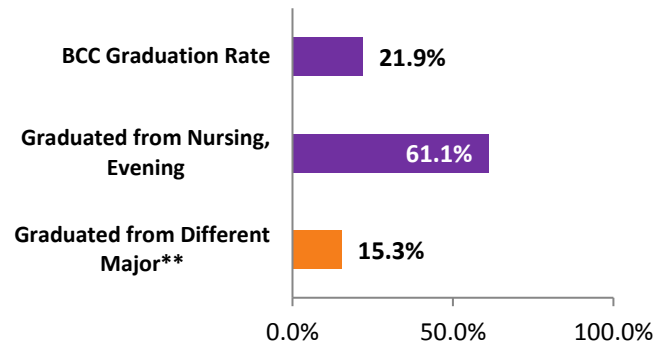
BCC Nursing Certification Exam Results*

Certification Examination	Passed on 1st Attempt		
	2014	2015	2016
National Council Licensure Examination (NCLEX)	77%	77%	87%

*Upon Graduation from the BCC Nursing program, students are qualified to take the National Council Licensure Examination (NCLEX).

BCC Nursing Department

Three-Year Graduation*, Spring 2013



*For the purpose of this report, Three-Year Graduation refers to students who were enrolled in Spring 2013 as of 10th day and received a grade in their first semester program required course (NUR-183) and graduated from BCC before Spring 2017.

**Graduated from AS.PS.GEN (10 grads) and AS.NSM.GEN (1 grad).

Source: IPEDS Graduation Rates Survey

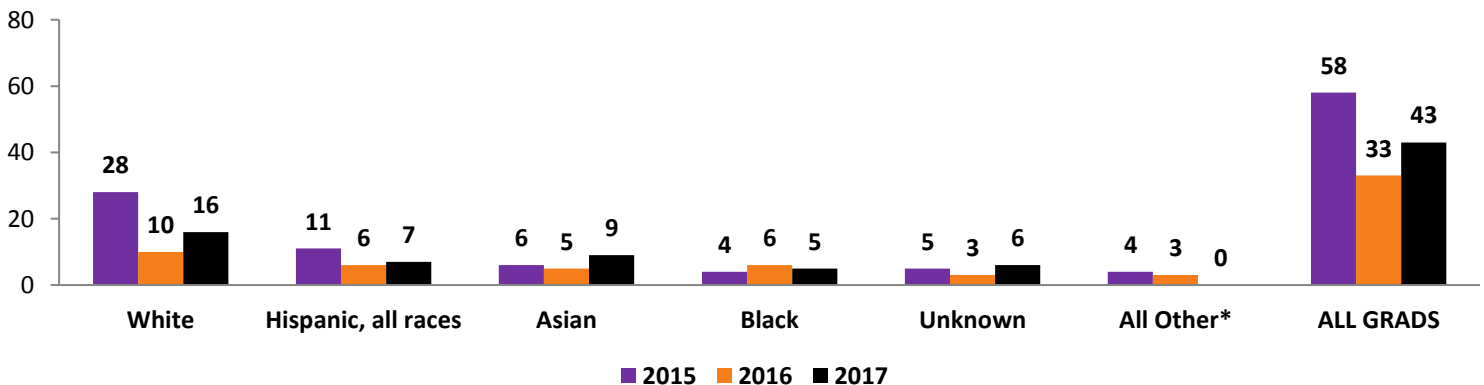
Job Growth for Target Occupations, NYC Metro Area*

Target Occupation	2017 Jobs	2027 Jobs	% Change
Registered Nurses	183,161	216,509	18.2%

*NYC Metro Area includes: **NJ counties:** Bergen, Essex, Hudson, Hunterdon, Middlesex, Monmouth, Morris, Ocean, Passaic, Somerset, Sussex, Union **NY counties:** Bronx, Dutchess, Kings, Nassau, New York, Orange, Putnam, Queens, Richmond, Rockland, Suffolk, Westchester **PA counties:** Pike

Source: EMSI Economic Modeling, NJ Dept. of Labor

Degrees Awarded by Race/Ethnicity



*All Other category includes American Indian/Alaskan Natives, Hawaiian/Pacific Islanders, Non-Resident Aliens and students who reported two or more races.

Source: SURE Degrees Awarded File