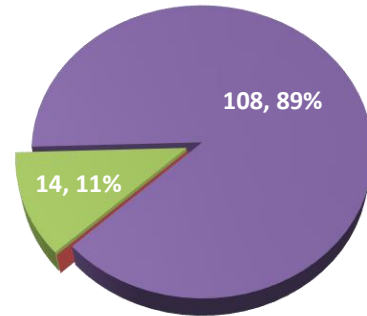


This is a profile of the Associate of Applied Science degree in Nursing. The purpose of this document is to highlight the program's enrollments, demographics, and outcomes. Enrollment information includes enrollment by registration type, enrollment by attendance status, credits enrolled by attendance status, and enrollment by gender and race/ethnicity. Outcomes information includes retention rates, graduation rates, degrees awarded by race/ethnicity, certification exam pass rates, and job growth for target occupations in the NYC Metropolitan Area.

Enrollment by Registration Type

Fall 2018



■ First-Time* ■ Transfer** ■ Stop-out*** ■ Returning****

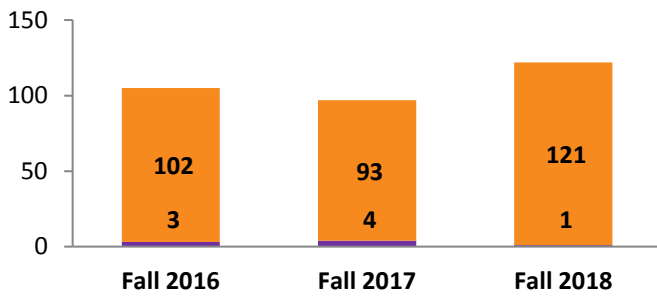
*New to college **New to Bergen (originally enrolled at different institution)

Not enrolled in previous semester *Enrolled in previous semester

Source: Colleague Student Information System

Enrollment by Attendance

Student Status	Fall 2016	Fall 2017	Fall 2018
Full-Time	3	4	1
Part-Time	102	93	121
TOTAL	105	97	122

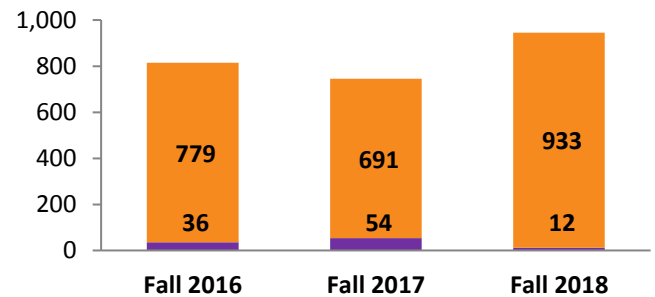


■ Full-Time ■ Part-Time

Source: Colleague Student Information System

Credits Enrolled by Attendance

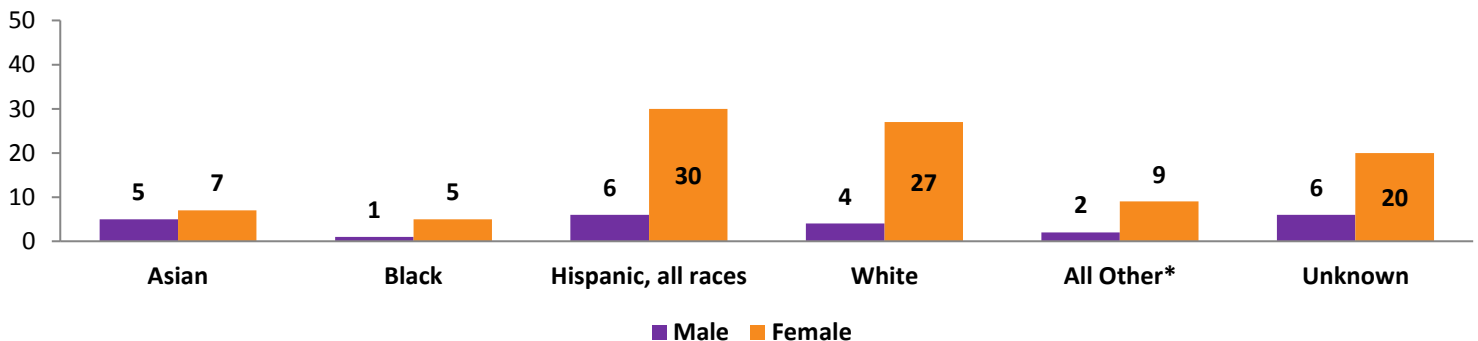
Student Status	Fall 2016	Fall 2017	Fall 2018
Full-Time	36	54	12
Part-Time	779	691	933
TOTAL	815	745	945



■ Full-Time ■ Part-Time

Source: Colleague Student Information System

Enrollment by Gender & Race/Ethnicity, Fall 2018

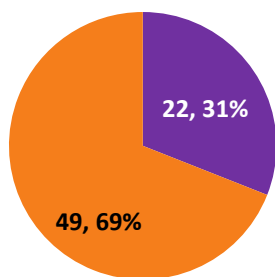


■ Male ■ Female

*All Other category includes American Indian/Alaskan Natives, Hawaiian/Pacific Islanders, Non-Resident Aliens and students who reported two or more races.

Source: Colleague Student Information System

One-Year Retention*, Spring 2017

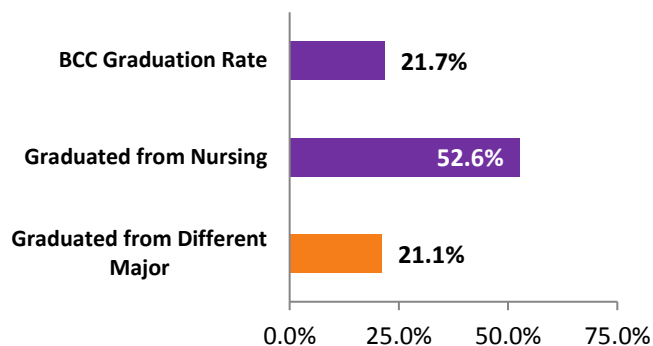


■ Retained after One Year ■ Not Retained after One Year

*For the purpose of this report, One-Year Retention refers to students who were enrolled in Spring 2017 as of 10th day and received a grade in their first semester program required course (NUR-183) and were enrolled in Spring 2018 as of 10th day and received a grade in their third semester program required course (NUR-284).

Source: SURE Enrollment File

Three-Year Graduation*, Spring 2014



*For the purpose of this report, Three-Year Graduation refers to students who were enrolled in Spring 2014 as of 10th day and received a grade in their first semester program required course (NUR-183) and graduated from BCC before Spring 2018.

Most popular major(s) graduated from: AS.PS.GEN (13 grads), AS.PS.BUS.ADM (1 grad), AS.PS.BUS.MGMT (1 grad), AS.PS.HSC (1 grad)

Source: IPEDS Graduation Rates Survey

BCC Nursing Graduates' Licensure Exam Results*

Licensure Examination	Passed on 1st Attempt		
	2015	2016	2017
National Council Licensure Examination (NCLEX)	77%	87%	97%

*Upon graduation from the BCC Nursing program, students are qualified to take the National Council Licensure Examination (NCLEX).

Source: BCC Nursing Department

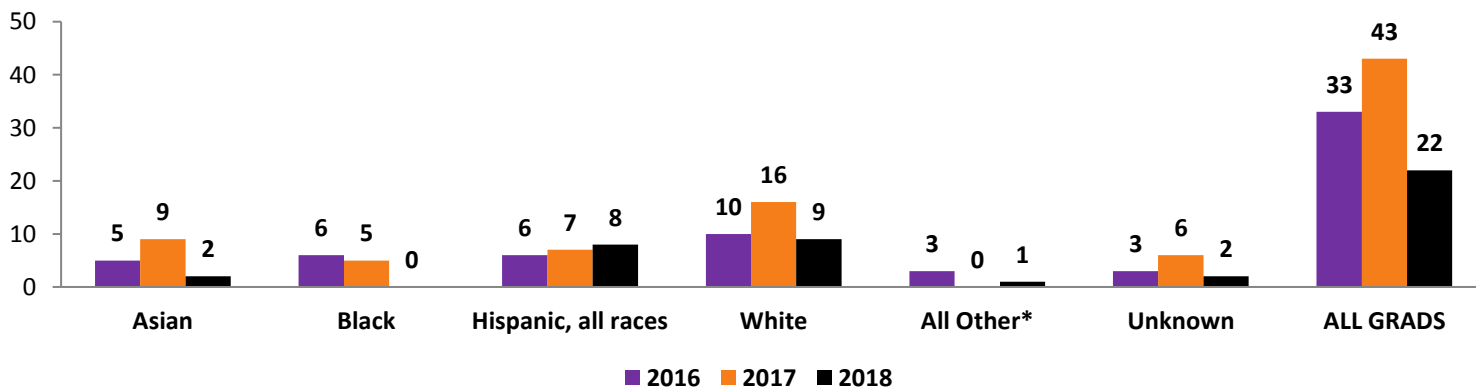
Job Growth for Target Occupations, NYC Metro Area*

Target Occupation	2018 Jobs	2028 Jobs	% Change
Registered Nurses	173,359	211,631	22.0%

*NYC Metro Area includes: **NJ counties:** Bergen, Essex, Hudson, Hunterdon, Middlesex, Monmouth, Morris, Ocean, Passaic, Somerset, Sussex, Union **NY counties:** Bronx, Dutchess, Kings, Nassau, New York, Orange, Putnam, Queens, Richmond, Rockland, Suffolk, Westchester **PA counties:** Pike

Source: EMSI Economic Modeling, NJ Dept. of Labor

Degrees Awarded by Race/Ethnicity



*All Other category includes American Indian/Alaskan Natives, Hawaiian/Pacific Islanders, Non-Resident Aliens and students who reported two or more races.

Source: SURE Degrees Awarded File