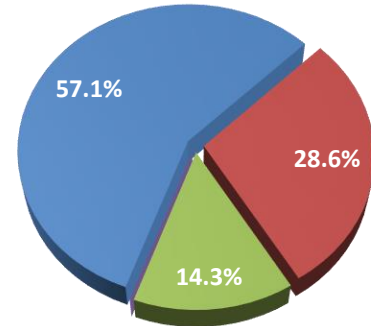


This is a profile of the Certificate (CERT) in Radiation Therapy Technology. The purpose of this document is to highlight the program's enrollments, demographics, and outcomes. Enrollment information includes enrollment by attendance, enrollment by registration type, credits enrolled by attendance, and enrollment by gender and race/ethnicity. Outcomes information includes retention rates, graduation rates, degrees awarded by race/ethnicity, certification exam results, and job growth projections for target occupations.

**Enrollment by Registration Type**  
Fall 2016



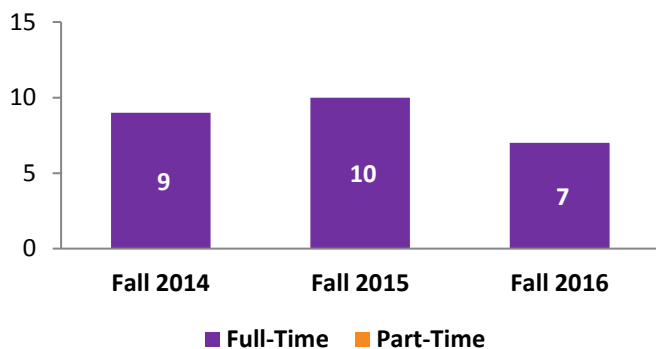
■ First-Time\* ■ Transfer\*\* ■ Stop-out\*\*\* ■ Returning\*\*\*\*

\*New to college \*\*New to Bergen (originally enrolled at different institution)  
\*\*\*Not enrolled in previous semester \*\*\*\*Enrolled in previous semester

Source: SURE Enrollment File

**Enrollment by Attendance**

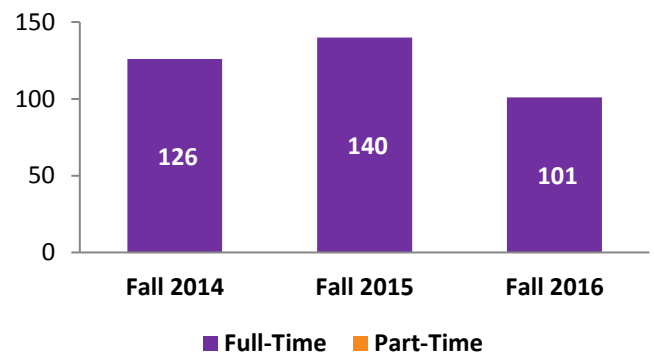
Student Status	Fall 2014	Fall 2015	Fall 2016
Full-Time	9	10	7
Part-Time	-	-	-
<b>TOTAL</b>	<b>9</b>	<b>10</b>	<b>7</b>



Source: SURE Enrollment File

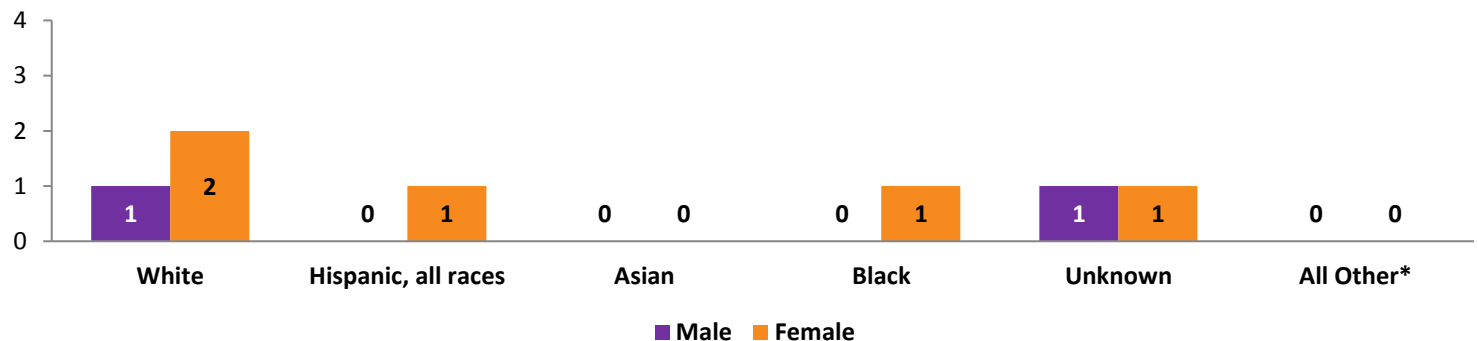
**Credits Enrolled by Attendance**

Student Status	Fall 2014	Fall 2015	Fall 2016
Full-Time	126	140	101
Part-Time	-	-	-
<b>TOTAL</b>	<b>126</b>	<b>140</b>	<b>101</b>



Source: SURE Enrollment File

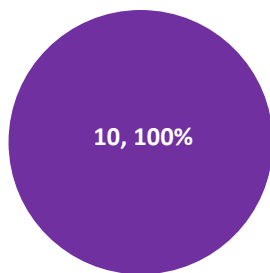
**Enrollment by Gender & Race/Ethnicity, Fall 2016**



\*All Other category includes American Indian/Alaskan Natives, Hawaiian/Pacific Islanders, Non-Resident Aliens and students who reported two or more races.

Source: SURE Enrollment File

**Fall-to-Spring Retention\*, Fall 2015**

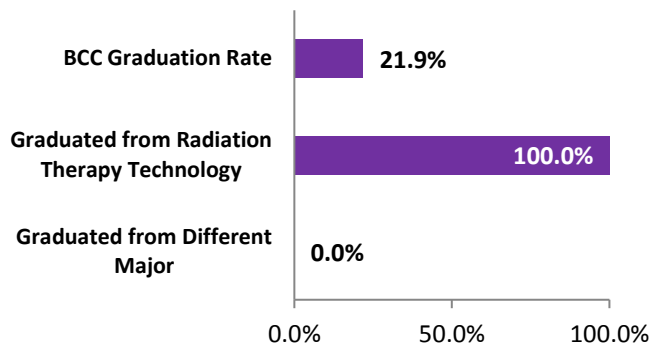


■ Retained Fall-to-Spring ■ Not Retained Fall-to-Spring

\*For the purpose of this report, Fall-to-Spring Retention refers to students who were enrolled in Fall 2015 as of 10th day and received a grade in their first semester program required course (RTT-121) and were enrolled in Spring 2016 as of 10th day and received a grade in their second semester program required course (RTT-221).

Source: SURE Enrollment File

**Three-Year Graduation\*, Fall 2013**



\*For the purpose of this report, Three-Year Graduation refers to students who were enrolled in Fall 2013 as of 10th day and received a grade in their first semester program required course (RTT-121) and graduated from BCC before Fall 2016.

Source: IPEDS Graduation Rates Survey

**BCC RTT Graduates' Certification Exam Results\***

Certification Examination	Passed Exam		
	2013-14	2014-15	2015-16
American Registry of Radiologic Technologists (ARRT) National Registry Examination	100%	100%	100%

\*Upon graduation from the BCC Radiation Therapy Technology program, students are qualified to take the American Registry of Radiologic Technologists (ARRT) National Registry Examination.

Source: BCC Radiation Therapy Technology Department Website

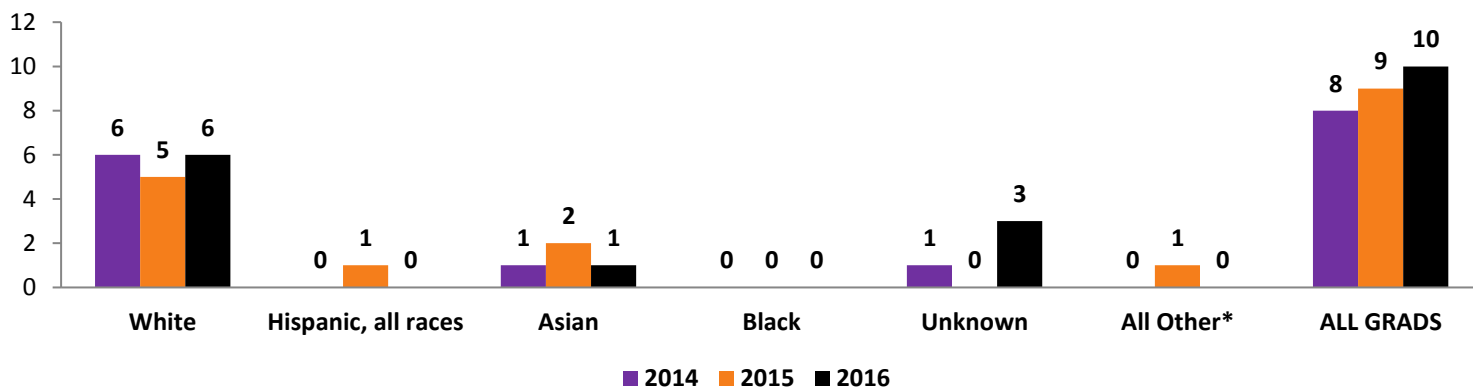
**Job Growth for Target Occupations, NYC Metro Area\***

Target Occupation	2016 Jobs	2026 Jobs	% Change
Radiation Therapists	1,288	1,449	12.5%
Radiologic Technologists	12,725	14,002	10.0%
<b>TOTAL</b>	<b>14,013</b>	<b>15,451</b>	<b>10.3%</b>

\*NYC Metro Area includes: **NJ counties:** Bergen, Essex, Hudson, Hunterdon, Middlesex, Monmouth, Morris, Ocean, Passaic, Somerset, Sussex, Union **NY counties:** Bronx, Dutchess, Kings, Nassau, New York, Orange, Putnam, Queens, Richmond, Rockland, Suffolk, Westchester **PA counties:** Pike

Source: EMSI Economic Modeling, NJ Dept. of Labor

**Degrees Awarded by Race/Ethnicity**



\*All Other category includes American Indian/Alaskan Natives, Hawaiian/Pacific Islanders, Non-Resident Aliens and students who reported two or more races.

Source: SURE Degrees Awarded File