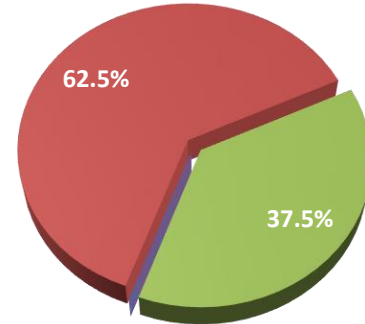


This is a profile of the Certificate (CERT) in Radiation Therapy Technology. The purpose of this document is to highlight the program's enrollments, demographics, and outcomes. Enrollment information includes enrollment by attendance, enrollment by registration type, credits enrolled by attendance, and enrollment by gender and race/ethnicity. Outcomes information includes retention rates, graduation rates, degrees awarded by race/ethnicity, certification exam results, and job growth projections for target occupations.

Enrollment by Registration Type
Fall 2017



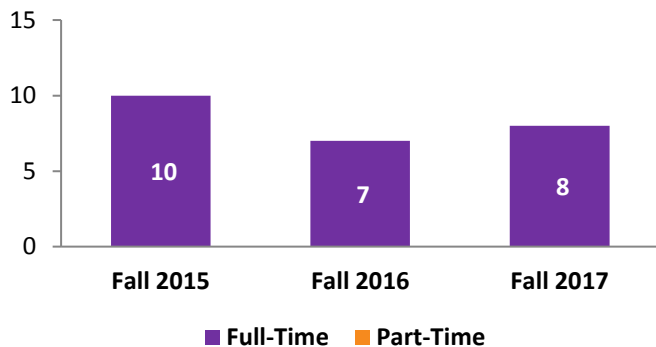
■ First-Time* ■ Transfer** ■ Stop-out*** ■ Returning****

*New to college **New to Bergen (originally enrolled at different institution)
Not enrolled in previous semester *Enrolled in previous semester

Source: Colleague Student Information System

Enrollment by Attendance

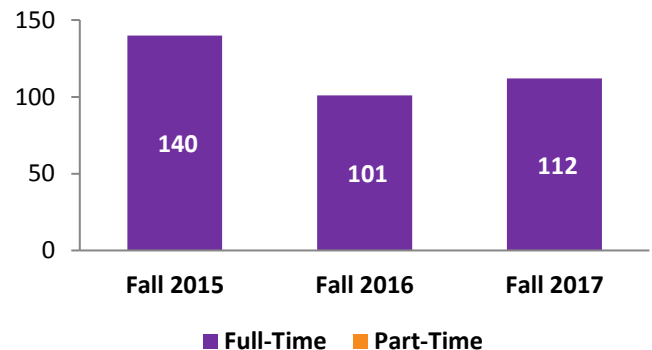
Student Status	Fall 2015	Fall 2016	Fall 2017
Full-Time	10	7	8
Part-Time	-	-	-
TOTAL	10	7	8



Source: Colleague Student Information System

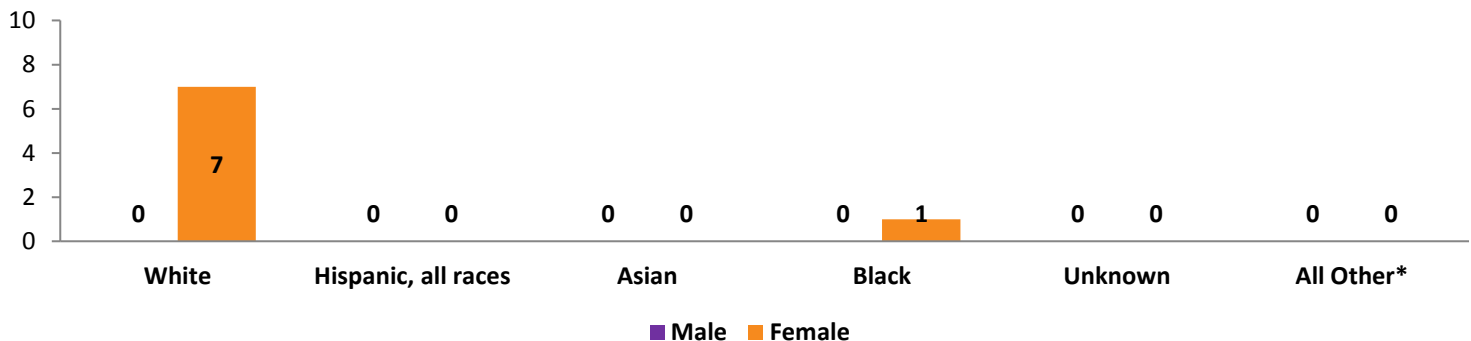
Credits Enrolled by Attendance

Student Status	Fall 2015	Fall 2016	Fall 2017
Full-Time	140	101	112
Part-Time	-	-	-
TOTAL	140	101	112



Source: Colleague Student Information System

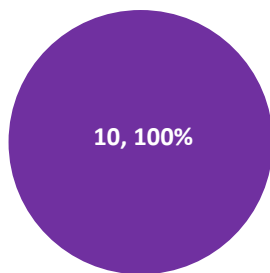
Enrollment by Gender & Race/Ethnicity, Fall 2017



*All Other category includes American Indian/Alaskan Natives, Hawaiian/Pacific Islanders, Non-Resident Aliens and students who reported two or more races.

Source: Colleague Student Information System

Fall-to-Spring Retention*, Fall 2016

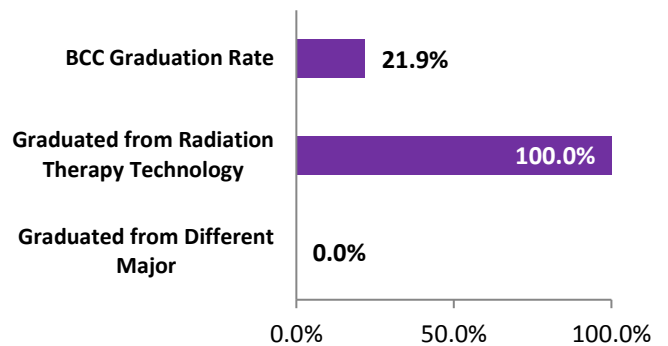


■ Retained Fall-to-Spring ■ Not Retained Fall-to-Spring

*For the purpose of this report, Fall-to-Spring Retention refers to students who were enrolled in Fall 2016 as of 10th day and received a grade in their first semester program required course (RTT-121) and were enrolled in Spring 2017 as of 10th day and received a grade in their second semester program required course (RTT-221).

Source: SURE Enrollment File

Three-Year Graduation*, Fall 2014



*For the purpose of this report, Three-Year Graduation refers to students who were enrolled in Fall 2014 as of 10th day and received a grade in their first semester program required course (RTT-121) and graduated from BCC before Fall 2017.

Source: IPEDS Graduation Rates Survey

BCC RTT Graduates' Certification Exam Results*

Certification Examination	Passed Exam		
	2014-15	2015-16	2016-17
American Registry of Radiologic Technologists (ARRT) National Registry Examination	100%	100%	100%

*Upon graduation from the BCC Radiation Therapy Technology program, students are qualified to take the American Registry of Radiologic Technologists (ARRT) National Registry Examination.

Source: BCC Radiation Therapy Technology Department Website

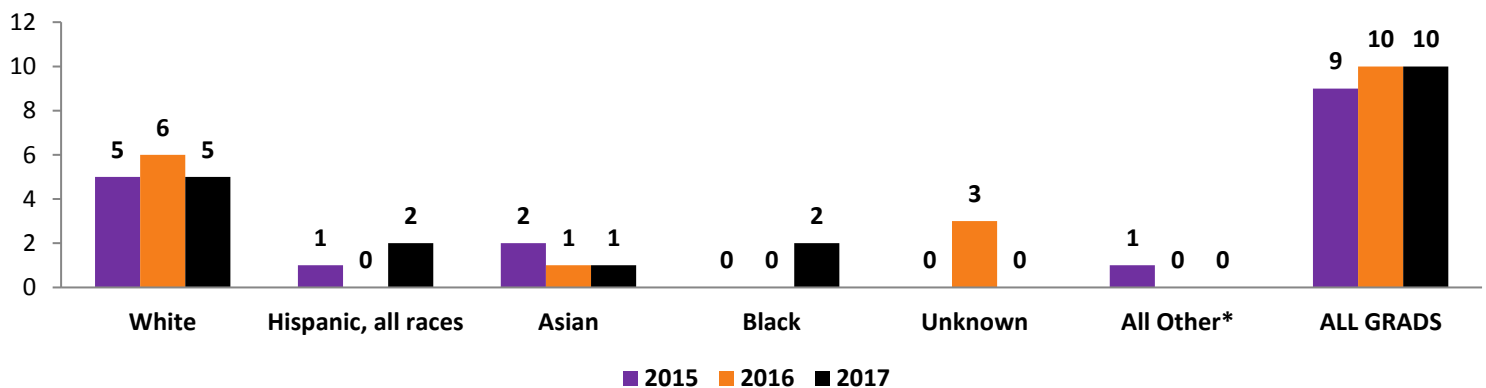
Job Growth for Target Occupations, NYC Metro Area*

Target Occupation	2017 Jobs	2027 Jobs	% Change
Radiation Therapists	1,312	1,461	11.4%
Radiologic Technologists	12,933	14,089	8.9%
TOTAL	14,245	15,550	9.2%

*NYC Metro Area includes: **NJ counties:** Bergen, Essex, Hudson, Hunterdon, Middlesex, Monmouth, Morris, Ocean, Passaic, Somerset, Sussex, Union **NY counties:** Bronx, Dutchess, Kings, Nassau, New York, Orange, Putnam, Queens, Richmond, Rockland, Suffolk, Westchester **PA counties:** Pike

Source: EMSI Economic Modeling, NJ Dept. of Labor

Degrees Awarded by Race/Ethnicity



*All Other category includes American Indian/Alaskan Natives, Hawaiian/Pacific Islanders, Non-Resident Aliens and students who reported two or more races.

Source: SURE Degrees Awarded File