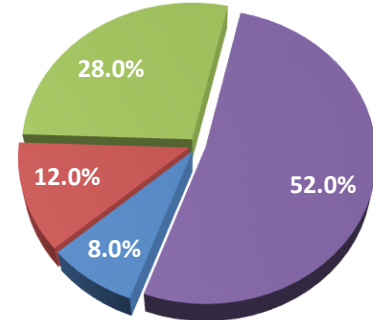


This is a profile of the Certificate (CERT) in Surgical Technology. The purpose of this document is to highlight the program's enrollments, demographics, and outcomes. Enrollment information includes enrollment by attendance, enrollment by registration type, credits enrolled by attendance, and enrollment by gender and race/ethnicity. Outcomes information includes retention rates, graduation rates, degrees awarded by race/ethnicity, certification exam results, and job growth projections for target occupations.

Enrollment by Registration Type
Fall 2016



■ First-Time* ■ Transfer** ■ Stop-out*** ■ Returning****

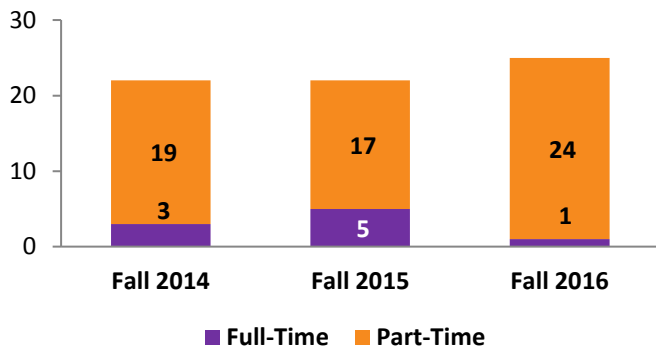
*New to college **New to Bergen (originally enrolled at different institution)

Not enrolled in previous semester *Enrolled in previous semester

Source: SURE Enrollment File

Enrollment by Attendance

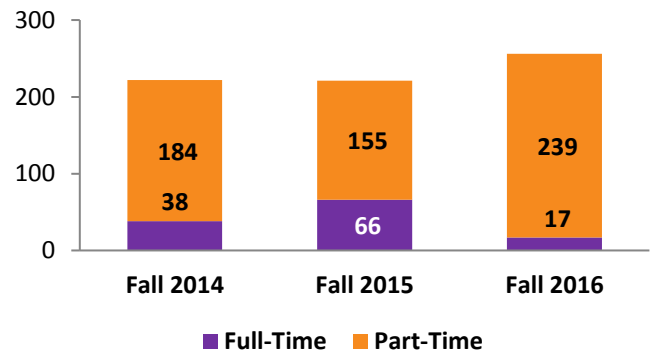
Student Status	Fall 2014	Fall 2015	Fall 2016
Full-Time	3	5	1
Part-Time	19	17	24
TOTAL	22	22	25



Source: SURE Enrollment File

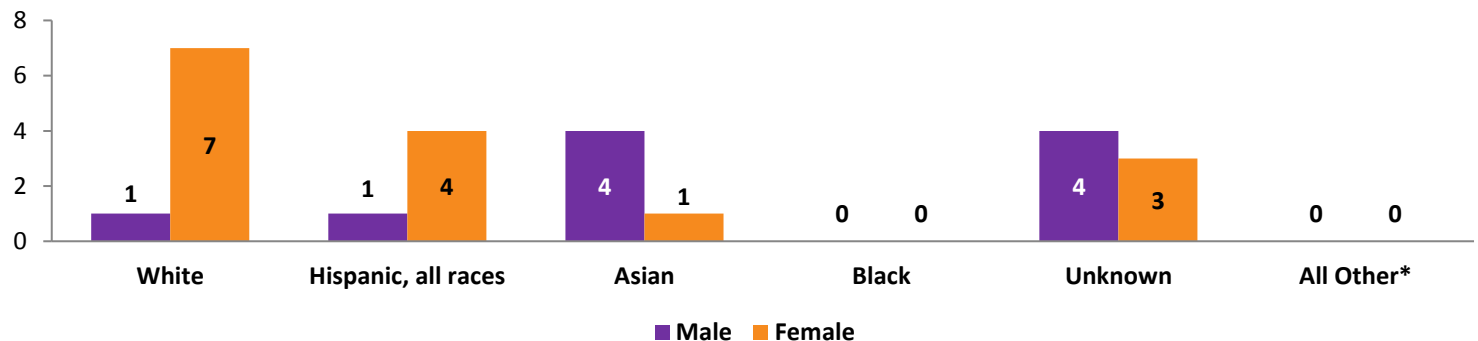
Credits Enrolled by Attendance

Student Status	Fall 2014	Fall 2015	Fall 2016
Full-Time	38	66	17
Part-Time	184	155	239
TOTAL	222	221	256



Source: SURE Enrollment File

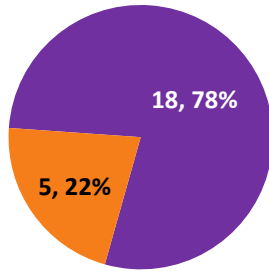
Enrollment by Gender & Race/Ethnicity, Fall 2016



*All Other category includes American Indian/Alaskan Natives, Hawaiian/Pacific Islanders, Non-Resident Aliens and students who reported two or more races.

Source: SURE Enrollment File

Fall-to-Spring Retention*, Fall 2015



■ Retained Fall-to-Spring ■ Not Retained Fall-to-Spring

*For the purpose of this report, Fall-to-Spring Retention refers to students who were enrolled in Fall 2015 as of 10th day and received a grade in their first semester program required course (SUR-101) and were enrolled in Spring 2016 as of 10th day and received a grade in their second semester program required course (SUR-201).

Source: SURE Enrollment File

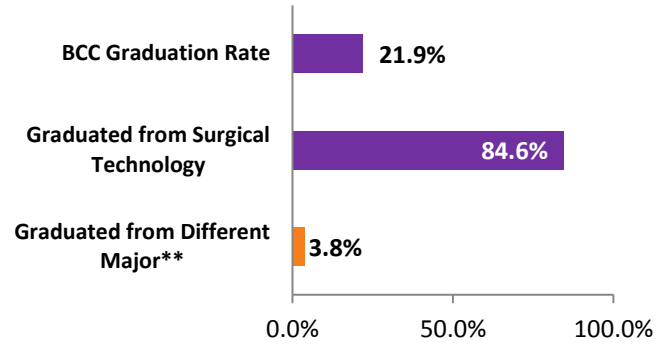
BCC Graduates' Certification Exam Results*

Certification Examination	Passed Exam		
	2014	2015	2016
Certified Surgical Technologists (CST) Examination	78%	100%	89%

*Upon graduation from the BCC Surgical Technology program, students are qualified to take the Certified Surgical Technologists (CST) Examination.

Source: BCC Surgical Technology Department

Three-Year Graduation*, Fall 2013



*For the purpose of this report, Three-Year Graduation refers to students who were enrolled in Fall 2013 as of 10th day and received a grade in their first semester program required course (SUR-101) and graduated from BCC before Fall 2016.

Graduated from different major: AS.PS.GEN (1 grad)

Source: IPEDS Graduation Rates Survey

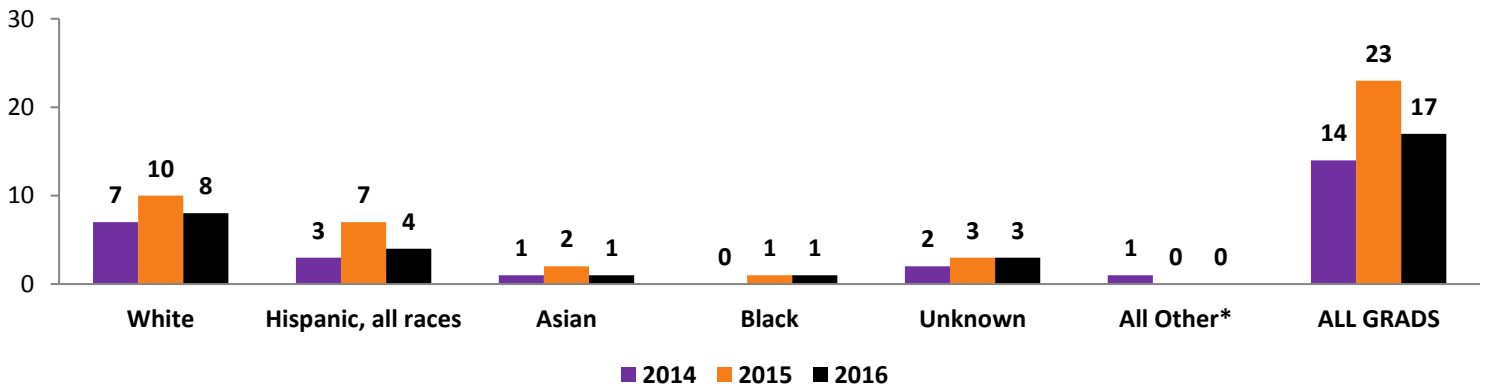
Job Growth for Target Occupations, NYC Metro Area*

Target Occupation	2016 Jobs	2026 Jobs	% Change
Surgical Technologists	5,420	6,189	14.2%

*NYC Metro Area includes: **NJ counties:** Bergen, Essex, Hudson, Hunterdon, Middlesex, Monmouth, Morris, Ocean, Passaic, Somerset, Sussex, Union **NY counties:** Bronx, Dutchess, Kings, Nassau, New York, Orange, Putnam, Queens, Richmond, Rockland, Suffolk, Westchester **PA counties:** Pike

Source: EMSI Economic Modeling, NJ Dept. of Labor

Degrees Awarded by Race/Ethnicity



*All Other category includes American Indian/Alaskan Natives, Hawaiian/Pacific Islanders, Non-Resident Aliens and students who reported two or more races.

Source: SURE Degrees Awarded File