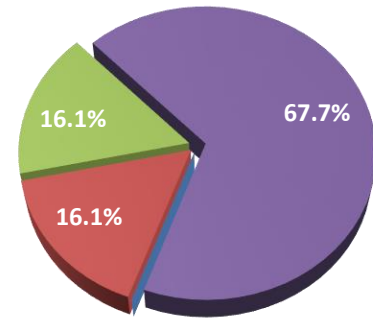


This is a profile of the Certificate (CERT) in Surgical Technology. The purpose of this document is to highlight the program's enrollments, demographics, and outcomes. Enrollment information includes enrollment by attendance, enrollment by registration type, credits enrolled by attendance, and enrollment by gender and race/ethnicity. Outcomes information includes retention rates, graduation rates, degrees awarded by race/ethnicity, certification exam results, and job growth projections for target occupations.

Enrollment by Registration Type
Fall 2017



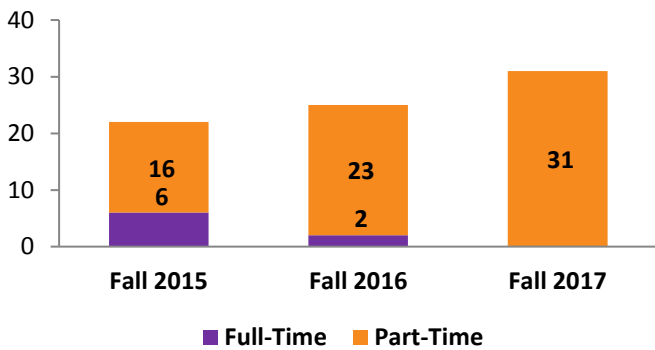
■ First-Time* ■ Transfer** ■ Stop-out*** ■ Returning****

*New to college **New to Bergen (originally enrolled at different institution)
Not enrolled in previous semester *Enrolled in previous semester

Source: Colleague Student Information System

Enrollment by Attendance

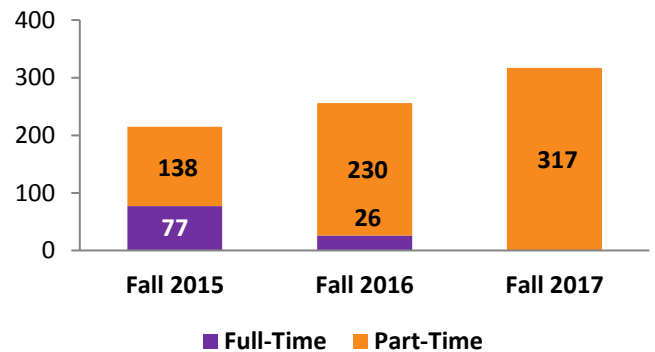
Student Status	Fall 2015	Fall 2016	Fall 2017
Full-Time	6	2	-
Part-Time	16	23	31
TOTAL	22	25	31



Source: Colleague Student Information System

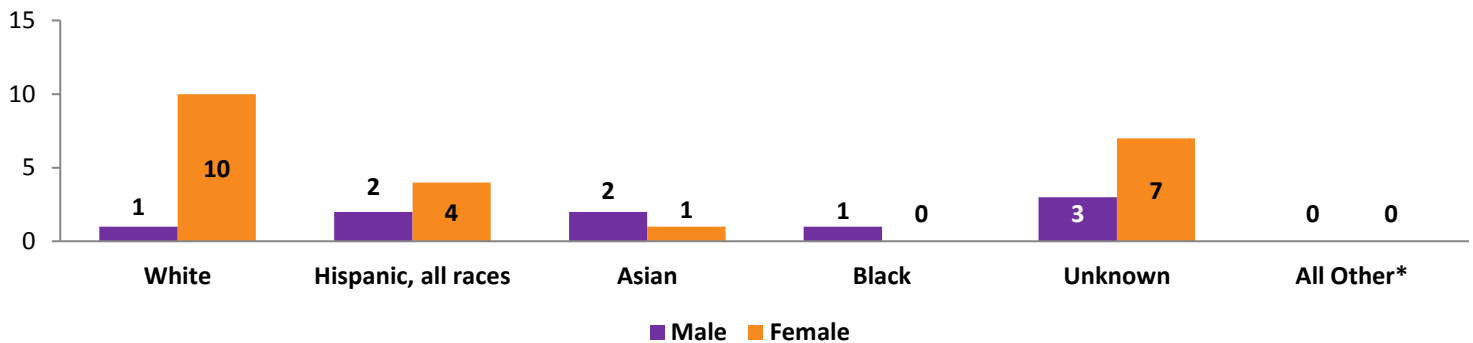
Credits Enrolled by Attendance

Student Status	Fall 2015	Fall 2016	Fall 2017
Full-Time	77	26	-
Part-Time	138	230	317
TOTAL	215	256	317



Source: Colleague Student Information System

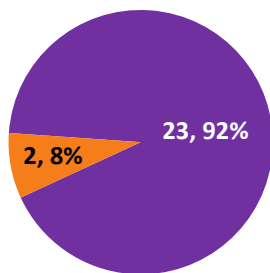
Enrollment by Gender & Race/Ethnicity, Fall 2017



*All Other category includes American Indian/Alaskan Natives, Hawaiian/Pacific Islanders, Non-Resident Aliens and students who reported two or more races.

Source: Colleague Student Information System

Fall-to-Spring Retention*, Fall 2016



■ Retained Fall-to-Spring ■ Not Retained Fall-to-Spring

*For the purpose of this report, Fall-to-Spring Retention refers to students who were enrolled in Fall 2016 as of 10th day and received a grade in their first semester program required course (SUR-101) and were enrolled in Spring 2017 as of 10th day and received a grade in their second semester program required course (SUR-201).

Source: SURE Enrollment File

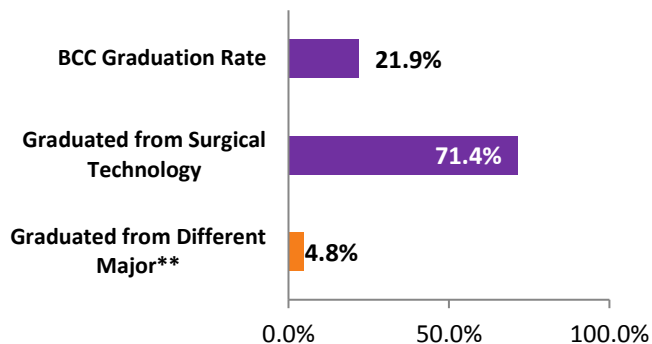
BCC Graduates' Certification Exam Results*

Certification Examination	Passed Exam		
	2015	2016	2017
Certified Surgical Technologists (CST) Examination	100%	89%	82%

*Upon graduation from the BCC Surgical Technology program, students are qualified to take the Certified Surgical Technologists (CST) Examination.

Source: BCC Surgical Technology Department

Three-Year Graduation*, Fall 2014



*For the purpose of this report, Three-Year Graduation refers to students who were enrolled in Fall 2014 as of 10th day and received a grade in their first semester program required course (SUR-101) and graduated from BCC before Fall 2017.

Graduated from different major: AS.PS.GEN (1 grad)

Source: IPEDS Graduation Rates Survey

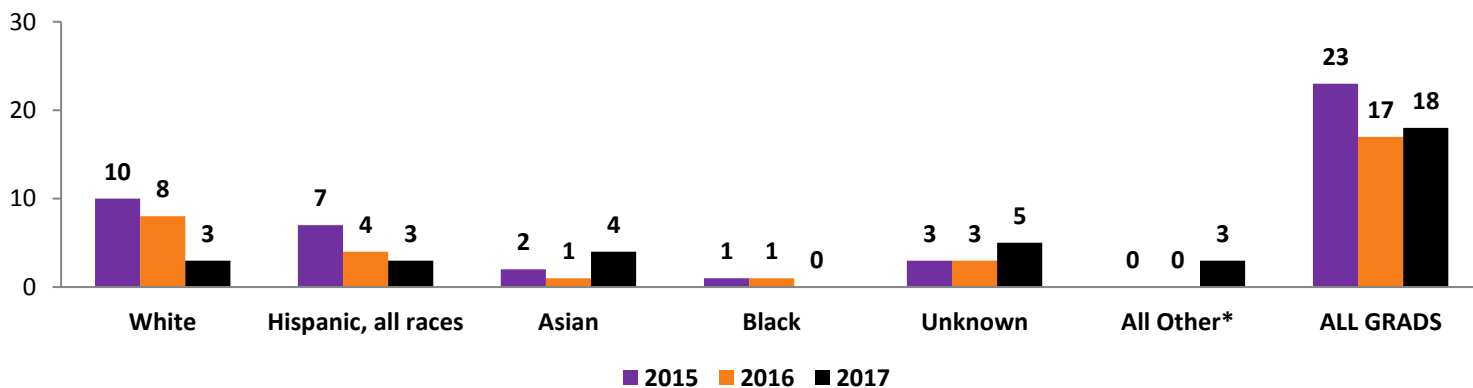
Job Growth for Target Occupations, NYC Metro Area*

Target Occupation	2017 Jobs	2027 Jobs	% Change
Surgical Technologists	5,537	6,242	12.7%

*NYC Metro Area includes: **NJ counties:** Bergen, Essex, Hudson, Hunterdon, Middlesex, Monmouth, Morris, Ocean, Passaic, Somerset, Sussex, Union **NY counties:** Bronx, Dutchess, Kings, Nassau, New York, Orange, Putnam, Queens, Richmond, Rockland, Suffolk, Westchester **PA counties:** Pike

Source: EMSI Economic Modeling, NJ Dept. of Labor

Degrees Awarded by Race/Ethnicity



*All Other category includes American Indian/Alaskan Natives, Hawaiian/Pacific Islanders, Non-Resident Aliens and students who reported two or more races.

Source: SURE Degrees Awarded File