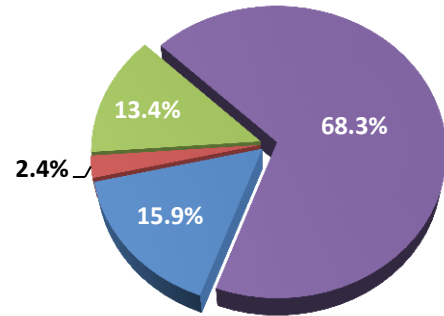


This is a profile of the Associate of Science in Broadcasting. The purpose of this document is to highlight the program's enrollments, demographics and outcomes. Enrollment information includes enrollment by attendance, enrollment by registration type, credits enrolled by attendance, and enrollment by gender and race/ethnicity. Outcomes information includes retention rates, graduation rates, transfer rates, degrees awarded by race/ethnicity, and 4-year colleges to which students transferred.

**Enrollment by Registration Type**  
Fall 2013



■ First-Time\* ■ Transfer\*\* ■ Stop-out\*\*\* ■ Returning\*\*\*\*

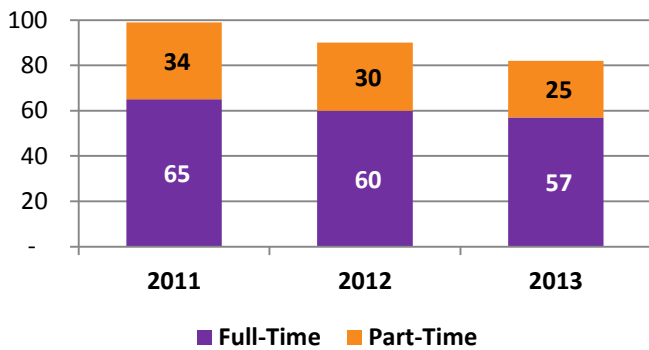
\*New to college \*\*New to Bergen (originally enrolled at different institution)

\*\*\*Not enrolled in previous semester \*\*\*\*Enrolled in previous semester

Source: SURE Enrollment File

**Enrollment by Attendance**

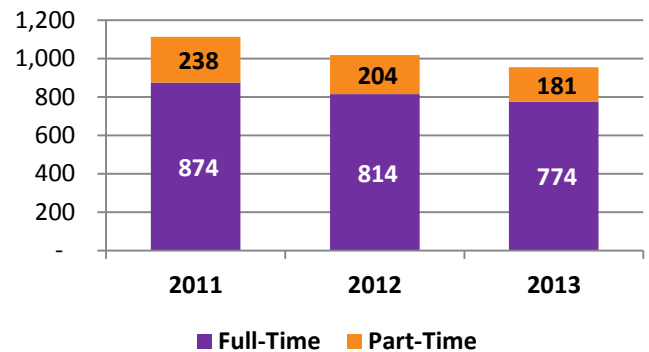
Student Status	2011	2012	2013
Full-Time	65	60	57
Part-Time	34	30	25
<b>TOTAL</b>	<b>99</b>	<b>90</b>	<b>82</b>



Source: SURE Enrollment File

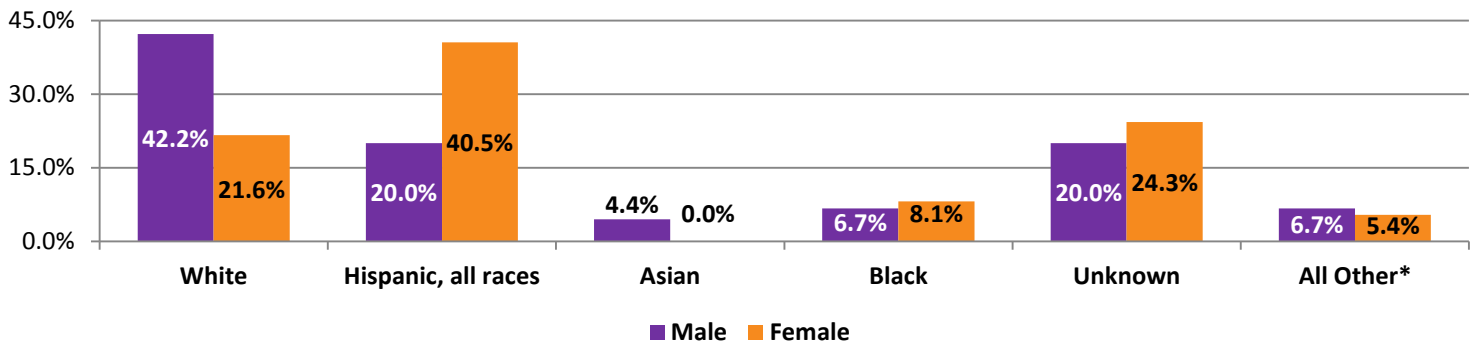
**Credits Enrolled by Attendance**

Student Status	2011	2012	2013
Full-Time	874	814	774
Part-Time	238	204	181
<b>TOTAL</b>	<b>1,112</b>	<b>1,018</b>	<b>955</b>



Source: SURE Enrollment File

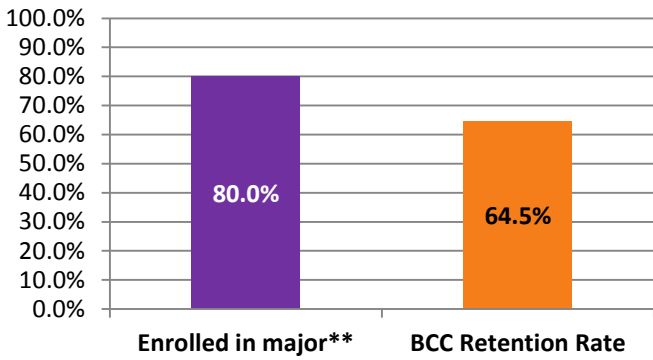
**Enrollment by Gender & Race/Ethnicity, Fall 2013**



\*All Other category includes American Indian/Alaskan Natives, Hawaiian/Pacific Islanders, Non-Resident Aliens, and students who reported two or more races.

Source: SURE Enrollment File

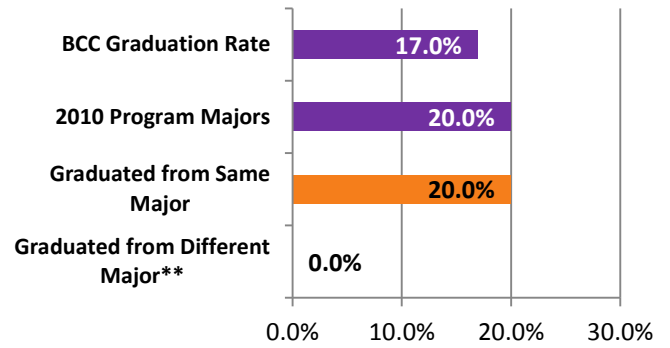
**One-Year Retention, FTFTD\*, Fall 2012**



\*One-Year Retention Rate includes First-Time, Full-Time, Degree Seeking Students in Fall 2012 who re-enrolled at BCC in Fall 2013. \*\*Students who were enrolled in major in Fall 2012 and re-enrolled at BCC in Fall 2013.

Source: SURE Enrollment File

**Graduation Rates, FTFTD\*, 2010 Cohort**

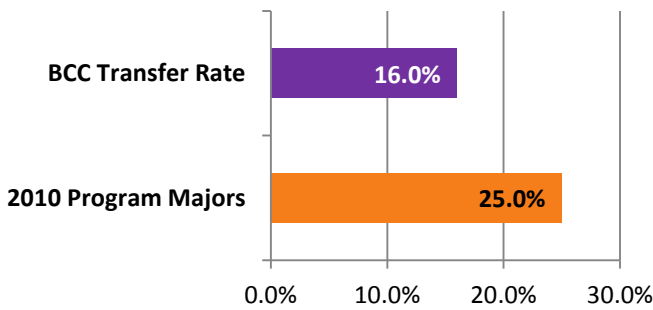


\*Graduation Rates based on First-Time, Full-Time, Degree Seeking Students who started at BCC in Fall 2010 and graduated within 3 years (150%).

\*\*Most popular major(s) graduated from: No Graduates from Different Major

Source: IPEDS Graduation Rates Survey

**Transfer Rates, FTFTD\*, 2010 Cohort**



\*Transfer Rates based on First-Time, Full-Time, Degree Seeking Students who started at BCC in Fall 2010 and transferred without graduating within 3 years (150%).

Source: IPEDS Graduation Rates Survey

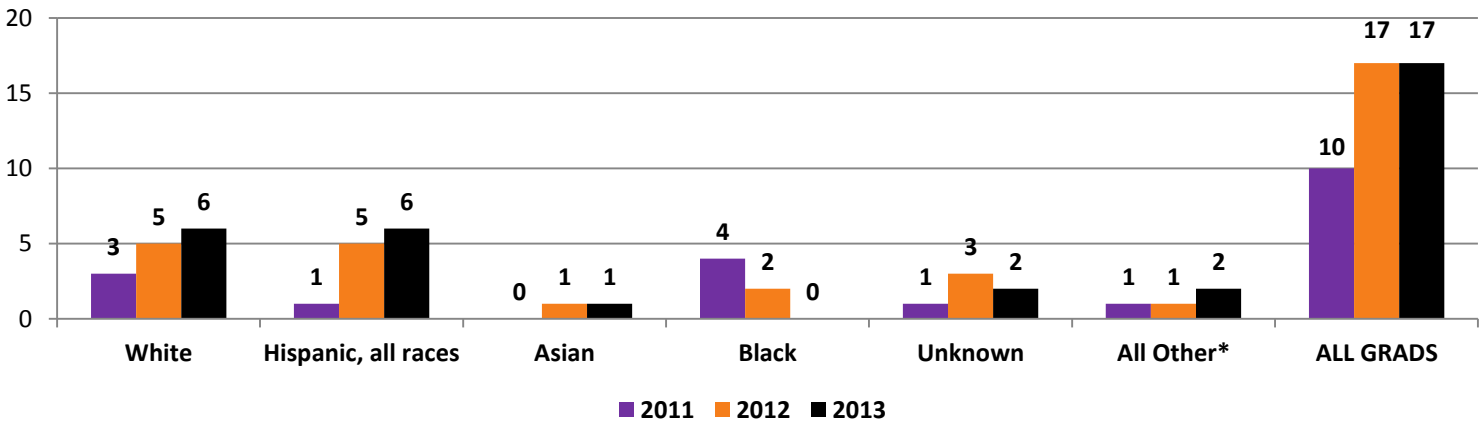
**Top Transfer Colleges, FTFTD\*, 2010 Cohort**

- HUDSON COUNTY COMMUNITY COLLEGE (1 transfer)
- PASSAIC COUNTY COMMUNITY COLLEGE (1 transfer)
- RAMAPO COLLEGE OF NEW JERSEY (1 transfer)
- VALENCIA COLLEGE (1 transfer)
- WILLIAM PATERSON UNIVERSITY OF NEW JERSEY (1 transfer)

\*Transfer Colleges based on transfer schools for First-Time, Full-Time, Degree Seeking Students who started at BCC in Fall 2010 and transferred without graduating within 3 years (150%).

Source: IPEDS Graduation Rates Survey

**Degrees Awarded by Race/Ethnicity**



\*All Other category includes American Indian/Alaskan Natives, Hawaiian/Pacific Islanders, Non-Resident Aliens, and students who reported two or more races.

Source: SURE Degrees Awarded File