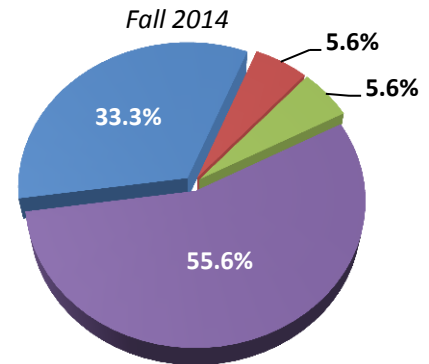


This is a profile of the Associate of Art in Philosophy. The purpose of this document is to highlight the program's enrollments, demographics and outcomes. Enrollment information includes enrollment by attendance, enrollment by registration type, credits enrolled by attendance, and enrollment by gender and race/ethnicity. Outcomes information includes retention rates, graduation rates, transfer rates, degrees awarded by race/ethnicity and 4-year colleges to which students transferred.

Enrollment by Registration Type



■ First-Time* ■ Transfer** ■ Stop-out*** ■ Returning****

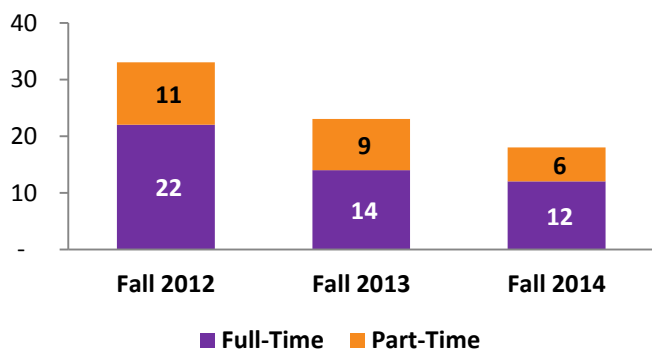
*New to college **New to Bergen (originally enrolled at different institution)

Not enrolled in previous semester *Enrolled in previous semester

Source: SURE Enrollment File

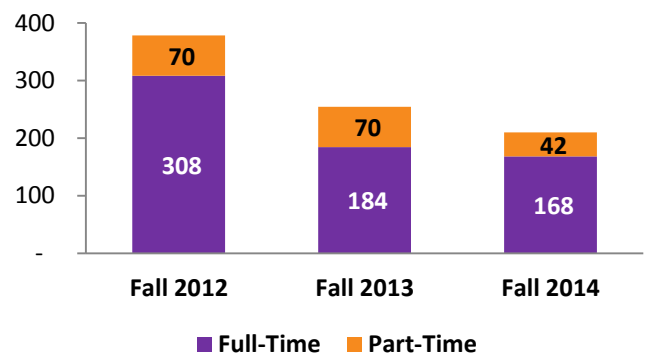
Enrollment by Attendance

Student Status	Fall 2012	Fall 2013	Fall 2014
Full-Time	22	14	12
Part-Time	11	9	6
TOTAL	33	23	18



Credits Enrolled by Attendance

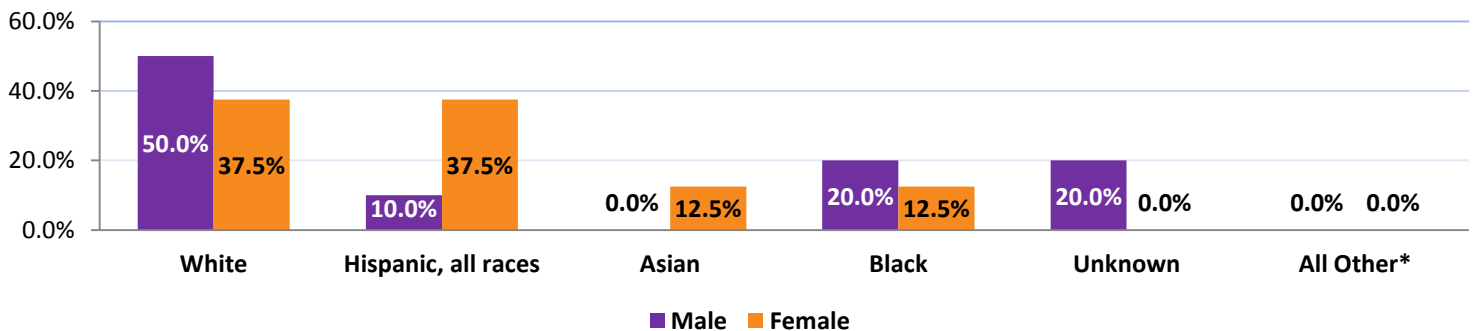
Student Status	Fall 2012	Fall 2013	Fall 2014
Full-Time	308	184	168
Part-Time	70	70	42
TOTAL	378	254	210



Source: SURE Enrollment File

Source: SURE Enrollment File

Enrollment by Gender & Race/Ethnicity, Fall 2014



*All Other category includes American Indian/Alaskan Natives, Hawaiian/Pacific Islanders, Non-Resident Aliens and students who reported two or more races.

Source: SURE Enrollment File

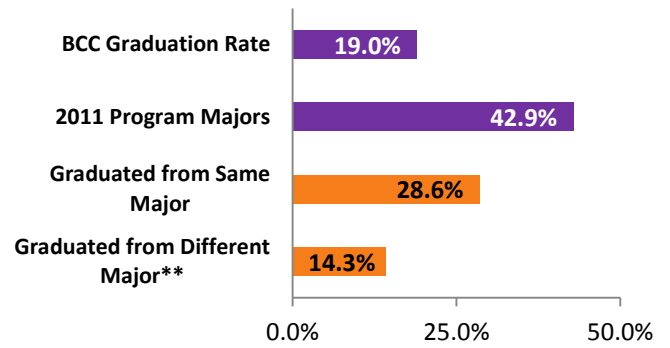
One-Year Retention, FTFTDS*, Fall 2013



*One-Year Retention Rate includes First-Time, Full-Time, Degree Seeking Students in Fall 2013 who re-enrolled at BCC in Fall 2014. **Students who were First-Time, Full-Time and enrolled in major in Fall 2013 and re-enrolled at BCC in Fall 2014.

Source: SURE Enrollment File

Graduation Rates, FTFTDS*, Fall 2011

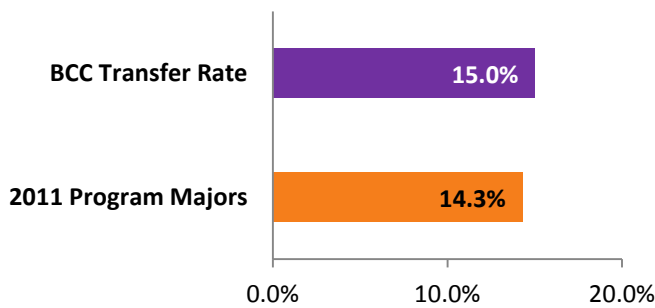


*Graduation Rates based on First-Time, Full-Time, Degree Seeking Students who started at BCC in Fall 2011 and graduated within 3 years (150%).

**Most popular major(s) graduated from: AS.PS.GEN(1 grad).

Source: IPEDS Graduation Rates Survey

Transfer Rates, FTFTDS*, Fall 2011



*Transfer Rates based on First-Time, Full-Time, Degree Seeking Students who started at BCC in Fall 2011 and transferred without graduating within 3 years (150%).

Source: IPEDS Graduation Rates Survey

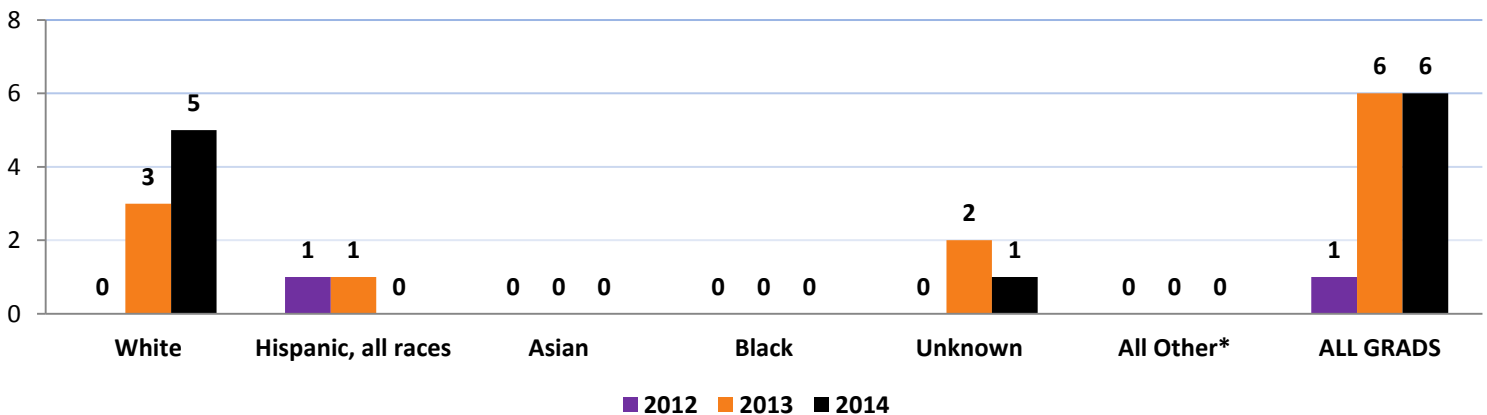
Top Transfer Colleges, FTFTDS*, Fall 2011

RUTGERS UNIVERSITY - NEWARK (1 transfer)

*Transfer Colleges based on transfer schools for First-Time, Full-Time, Degree Seeking Students who started at BCC in Fall 2011 and transferred without graduating within 3 years (150%).

Source: IPEDS Graduation Rates Survey

Degrees Awarded by Race/Ethnicity



*All Other category includes American Indian/Alaskan Natives, Hawaiian/Pacific Islanders, Non-Resident Aliens and students who reported two or more races.

Source: SURE Degrees Awarded File