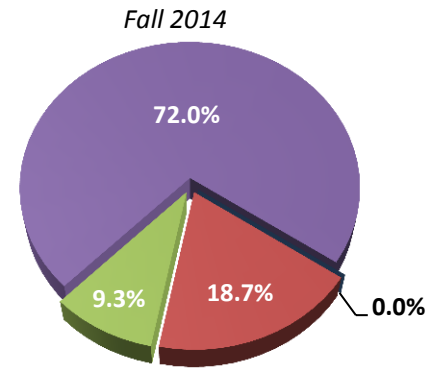


This is a profile of the Associate of Applied Science in Dental Hygiene. The purpose of this document is to highlight the program's enrollments, demographics and outcomes. Enrollment information includes enrollment by attendance, enrollment by registration type, credits enrolled by attendance, and enrollment by gender and race/ethnicity. Outcomes information includes retention rates, graduation rates, degrees awarded by race/ethnicity, certification exam results and job growth projections for target occupations.

Enrollment by Registration Type



■ First-Time* ■ Transfer** ■ Stop-out*** ■ Returning****

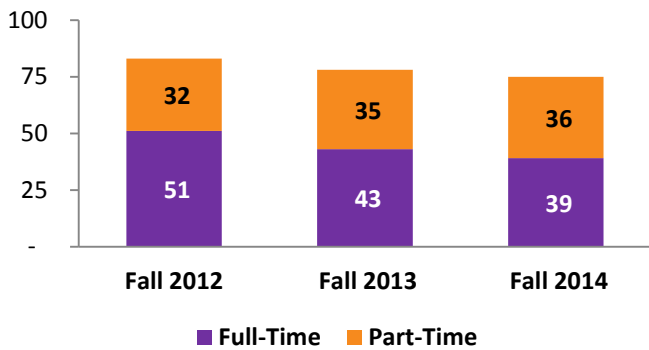
*New to college **New to Bergen (originally enrolled at different institution)

Not enrolled in previous semester *Enrolled in previous semester

Source: SURE Enrollment File

Enrollment by Attendance

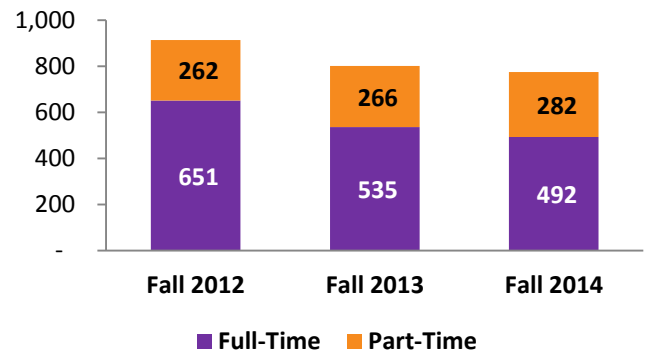
Student Status	Fall 2012	Fall 2013	Fall 2014
Full-Time	51	43	39
Part-Time	32	35	36
TOTAL	83	78	75



Source: SURE Enrollment File

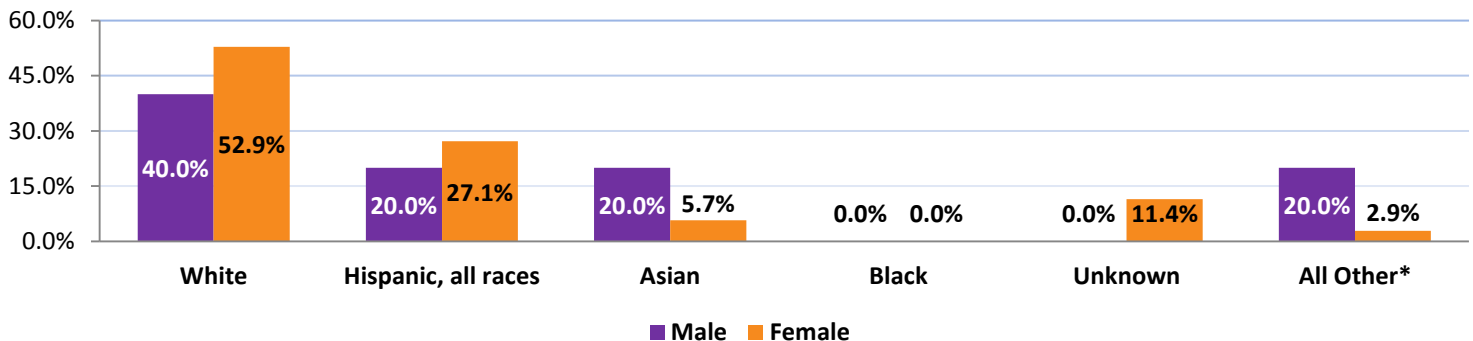
Credits Enrolled by Attendance

Student Status	Fall 2012	Fall 2013	Fall 2014
Full-Time	651	535	492
Part-Time	262	266	282
TOTAL	913	801	774



Source: SURE Enrollment File

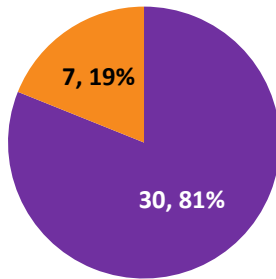
Enrollment by Gender & Race/Ethnicity, Fall 2014



*All Other category includes American Indian/Alaskan Natives, Hawaiian/Pacific Islanders, Non-Resident Aliens and students who reported two or more races.

Source: SURE Enrollment File

One-Year Retention*, Fall 2013

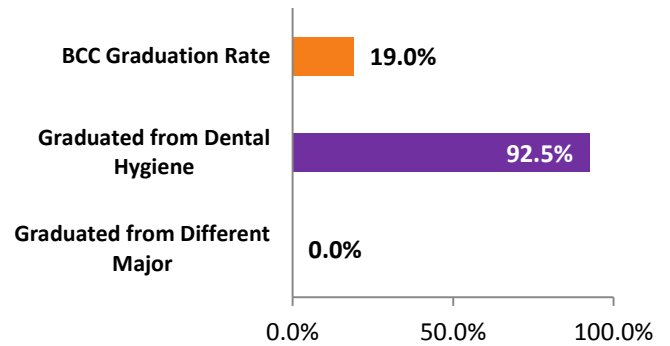


■ Retained after One Year ■ Not Retained after One Year

*For the purpose of this report, One-Year Retention refers to students who were enrolled in Fall 2013 as of 10th day and received a grade in their first semester program required course (DHY-101) and were enrolled in Fall 2014 as of 10th day and received a grade in their third semester program required course (DHY-202).

Source: SURE Enrollment File

Three-Year Graduation*, Fall 2011



*For the purpose of this report, Three-Year Graduation refers to students who were enrolled in Fall 2011 as of 10th day and received a grade in their first semester program required course (DHY-101) and graduated from BCC before Fall 2014.

Source: IPEDS Graduation Rates Survey

BCC Dental Hygiene Graduates' Board Results*

Board Examination	Passed on 1st Attempt		
	2012	2013	2014
National Board Dental Hygiene Examination (NBDHE)	100%	100%	97%
Commission on Dental Competency Assessment (CDCA)	81%	95%	80%

*Upon graduation from the BCC Dental Hygiene program, students are qualified to take both the National Board Dental Hygiene Examination (NBDHE) and the Commission on Dental Competency Assessment (CDCA).

Source: BCC Dental Hygiene Department

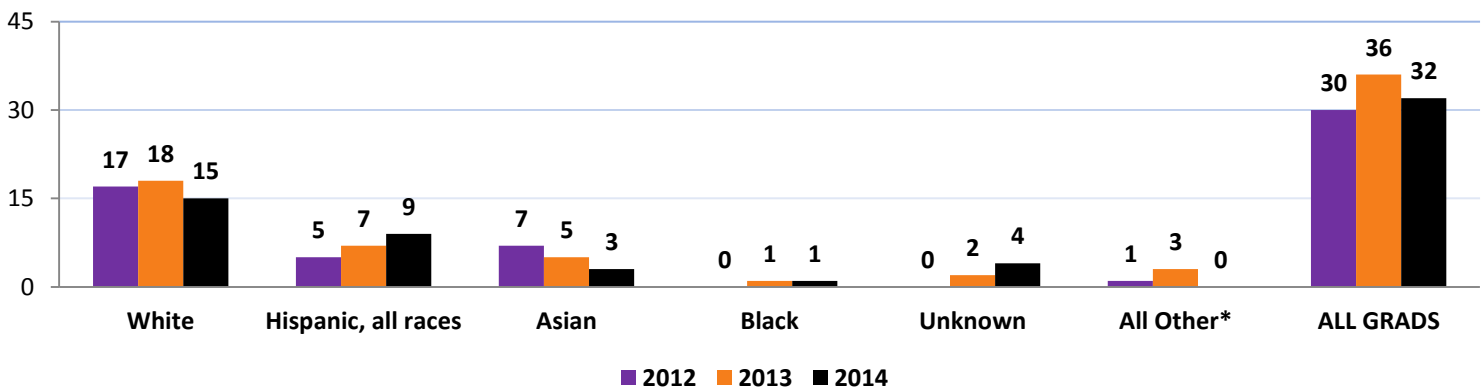
Job Growth for Target Occupations, NYC Metro Area*

Target Occupation	2014 Jobs	2024 Jobs	% Change
Dental Hygienists	10,327	12,511	21.0%

*NYC Metro Area includes: **NJ counties:** Bergen, Essex, Hudson, Hunterdon, Middlesex, Monmouth, Morris, Ocean, Passaic, Somerset, Sussex, Union **NY counties:** Bronx, Dutchess, Kings, Nassau, New York, Orange, Putnam, Queens, Richmond, Rockland, Suffolk, Westchester **PA counties:** Pike

Source: EMSI Economic Modeling, NJ Dept. of Labor

Degrees Awarded by Race/Ethnicity



*All Other category includes American Indian/Alaskan Natives, Hawaiian/Pacific Islanders, Non-Resident Aliens and students who reported two or more races.

Source: SURE Degrees Awarded File