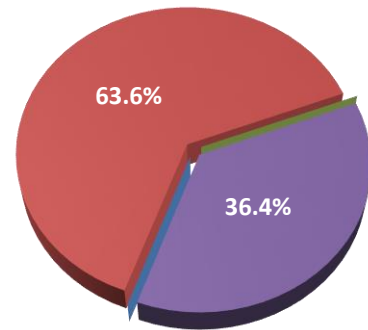


This is a profile of the Associate of Applied Science (A.A.S.) in Paramedic Science. The purpose of this document is to highlight the program's enrollments, demographics, and outcomes. Enrollment information includes enrollment by attendance, enrollment by registration type, credits enrolled by attendance, and enrollment by gender and race/ethnicity. Outcomes information includes retention rates, graduation rates, degrees awarded by race/ethnicity, certification exam results, and job growth projections for target occupations.

Enrollment by Registration Type
Fall 2015



■ First-Time* ■ Transfer** ■ Stop-out*** ■ Returning****

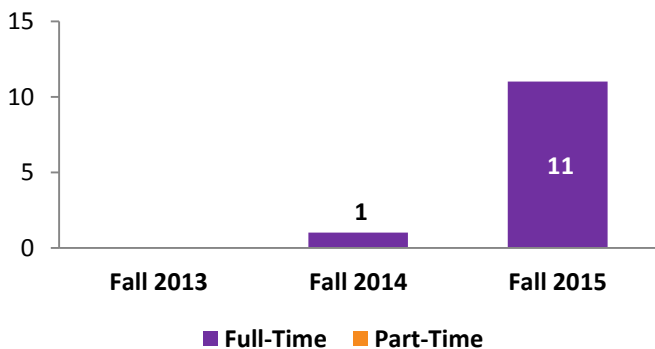
*New to college **New to Bergen (originally enrolled at different institution)

Not enrolled in previous semester *Enrolled in previous semester

Source: SURE Enrollment File

Enrollment by Attendance

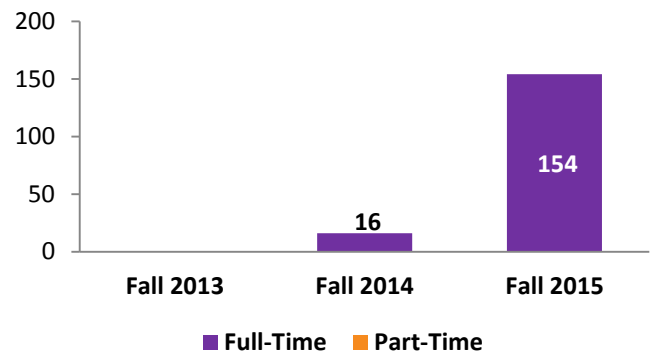
Student Status	Fall 2013	Fall 2014	Fall 2015
Full-Time	-	1	11
Part-Time	-	-	-
TOTAL	-	1	11



Source: SURE Enrollment File

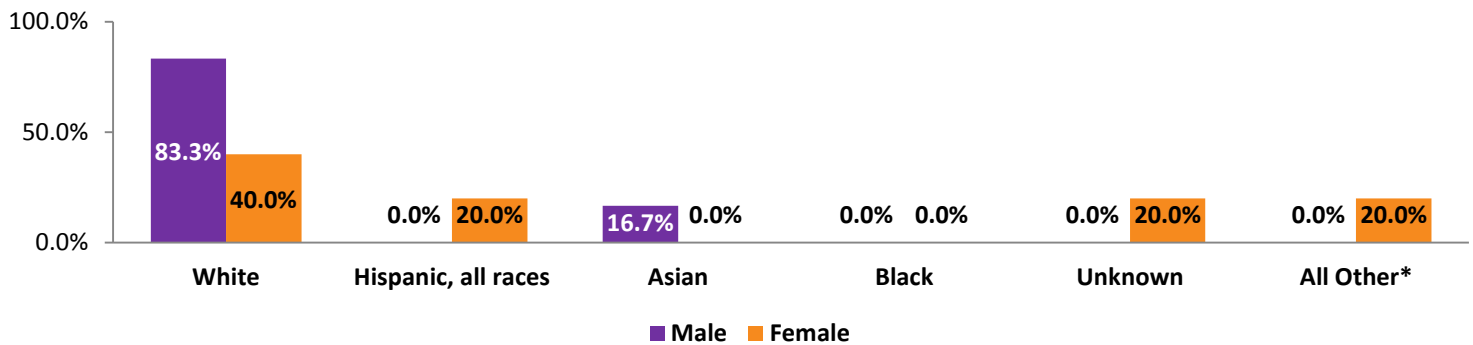
Credits Enrolled by Attendance

Student Status	Fall 2013	Fall 2014	Fall 2015
Full-Time	-	16	154
Part-Time	-	-	-
TOTAL	-	16	154



Source: SURE Enrollment File

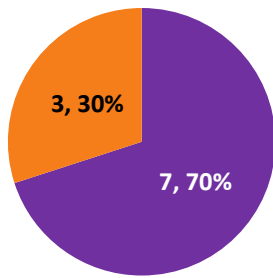
Enrollment by Gender & Race/Ethnicity, Fall 2015



*All Other category includes American Indian/Alaskan Natives, Hawaiian/Pacific Islanders, Non-Resident Aliens and students who reported two or more races.

Source: SURE Enrollment File

Fall-to-Spring Retention*, Fall 2014

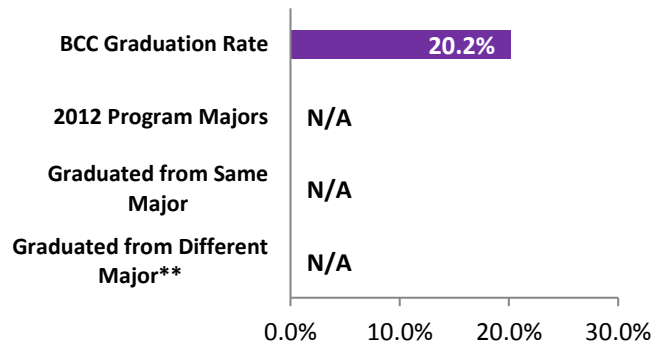


■ Retained Fall-to-Spring ■ Not Retained Fall-to-Spring

*For the purpose of this report, Fall-to-Spring Retention refers to students who were enrolled in Fall 2014 as of 10th day and received a grade in their first semester program required course (PAR-101) and were enrolled in Spring 2015 as of 10th day and received a grade in their second semester program required course (PAR-201)

Source: SURE Enrollment File

Graduation Rates, FTFTDS*, Fall 2012



*Graduation Rates based on First-Time, Full-Time, Degree-Seeking Students who started at BCC in Fall 2012 and graduated within 3 years (150%).

**Most popular major(s) graduated from: No Graduates from Different Major.
NOTE: N/A signifies no enrollment in initial cohort.

Source: IPEDS Graduation Rates Survey

BCC Paramedic Graduates' Certification Exam Results

Certification Examination	Passed Examination		
	2012	2013	2014
National Registry of Emergency Medical Technicians (NREMT) Exam	-	-	100%

*Upon graduation from the BCC Paramedics program, students are qualified to take the National Registry of Emergency Medical Technicians (NREMT) Exam.

Source: BCC Paramedics Department

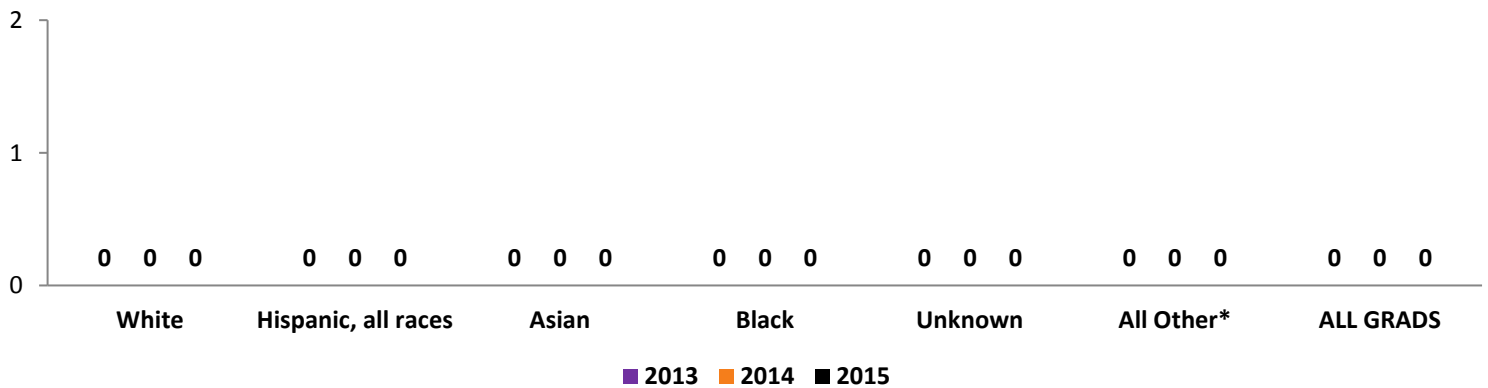
Job Growth for Target Occupations, NYC Metro Area*

Target Occupation	2015 Jobs	2025 Jobs	% Change
Emergency Medical Technicians and Paramedics	15,074	17,307	15.0%
Ambulance Drivers and Attendants, Except Emergency Medical Technicians	2,424	2,880	19.0%
TOTAL	17,498	20,187	15.0%

*NYC Metro Area includes: **NJ counties:** Bergen, Essex, Hudson, Hunterdon, Middlesex, Monmouth, Morris, Ocean, Passaic, Somerset, Sussex, Union **NY counties:** Bronx, Dutchess, Kings, Nassau, New York, Orange, Putnam, Queens, Richmond, Rockland, Suffolk, Westchester **PA counties:** Pike

Source: EMSI Economic Modeling, NJ Dept. of Labor

Degrees Awarded by Race/Ethnicity



*All Other category includes American Indian/Alaskan Natives, Hawaiian/Pacific Islanders, Non-Resident Aliens and students who reported two or more races.

Source: SURE Degrees Awarded File