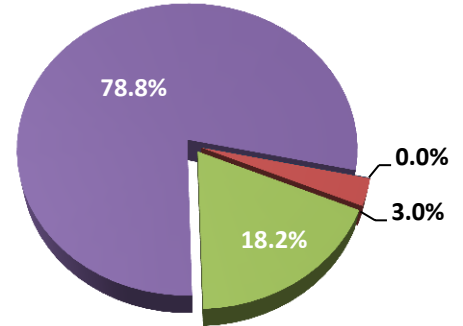


This is a profile of the Associate of Applied Science in Radiography. The purpose of this document is to highlight the program's enrollments, demographics and outcomes. Enrollment information includes enrollment by attendance, enrollment by registration type, credits enrolled by attendance, and enrollment by gender and race/ethnicity. Outcomes information includes retention rates, graduation rates, degrees awarded by race/ethnicity, certification exam results and job growth projections for target occupations.

**Enrollment by Registration Type**  
Fall 2014



■ First-Time\* ■ Transfer\*\* ■ Stop-out\*\*\* ■ Returning\*\*\*\*

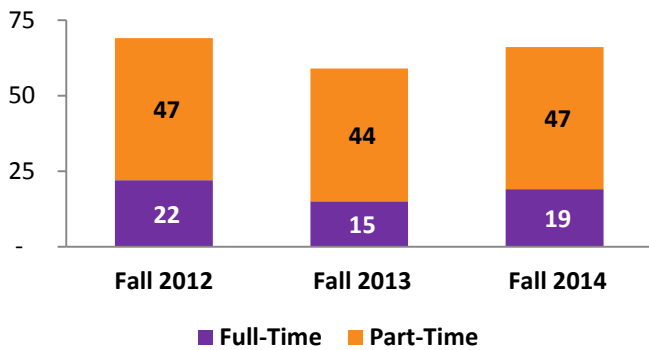
\*New to college \*\*New to Bergen (originally enrolled at different institution)

\*\*\*Not enrolled in previous semester \*\*\*\*Enrolled in previous semester

Source: SURE Enrollment File

**Enrollment by Attendance**

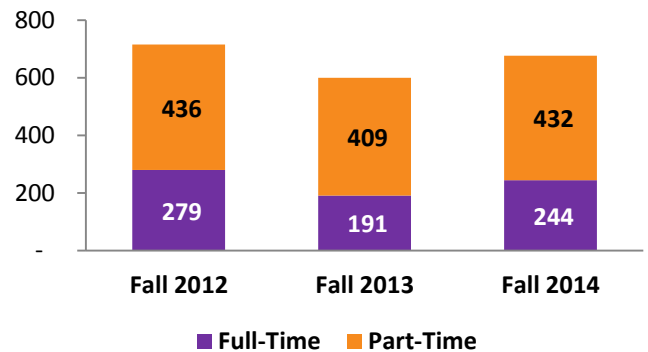
Student Status	Fall 2012	Fall 2013	Fall 2014
Full-Time	22	15	19
Part-Time	47	44	47
<b>TOTAL</b>	<b>69</b>	<b>59</b>	<b>66</b>



Source: SURE Enrollment File

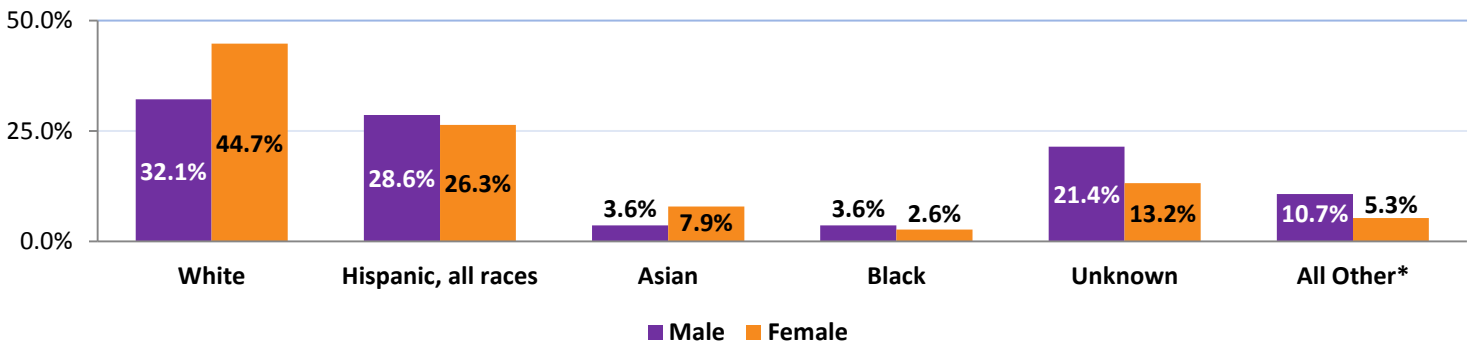
**Credits Enrolled by Attendance**

Student Status	Fall 2012	Fall 2013	Fall 2014
Full-Time	279	191	244
Part-Time	436	409	432
<b>TOTAL</b>	<b>715</b>	<b>600</b>	<b>676</b>



Source: SURE Enrollment File

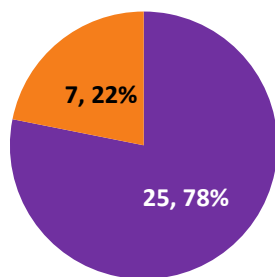
**Enrollment by Gender & Race/Ethnicity, Fall 2014**



\*All Other category includes American Indian/Alaskan Natives, Hawaiian/Pacific Islanders, Non-Resident Aliens and students who reported two or more races.

Source: SURE Enrollment File

**One-Year Retention\*, Fall 2013**

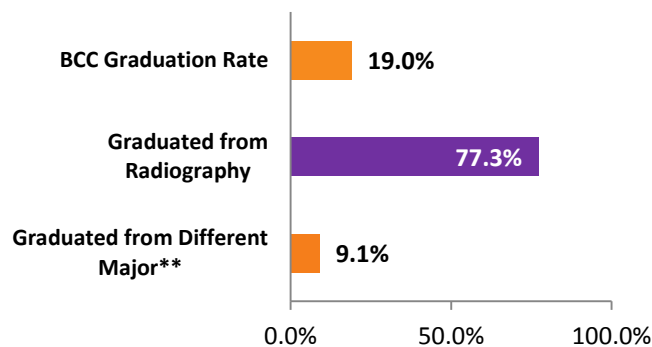


■ Retained after One Year ■ Not Retained after One Year

\*For the purpose of this report, One-Year Retention refers to students who were enrolled in Fall 2013 as of 10th day and received a grade in their first semester program required course (RAD-181) and were enrolled in Fall 2014 as of 10th day and received a grade in their third semester program required course (RAD-285).

Source: SURE Enrollment File

**Three-Year Graduation\*, Fall 2011**



\*For the purpose of this report, Three-Year Graduation refers to students who were enrolled in Fall 2011 as of 10th day and received a grade in their first semester program required course (RAD-181) and graduated from BCC before Fall 2014.

\*\*Graduated from AS.PS.GEN(3 grads) and AS.PS.BUS.ADM(1 grad).

Source: IPEDS Graduation Rates Survey

**BCC Radiography Graduates' Cert. Exam Results\***

Certification Examination	Passed on 1st Attempt		
	2012	2013	2014
American Registry of Radiologic Technologists (ARRT)	100%	100%	92%

\*Upon graduation from the BCC Radiography program, students are qualified to take the American Registry of Radiologic Technologists (ARRT) Certification Examination.

Source: BCC Radiography Department Website

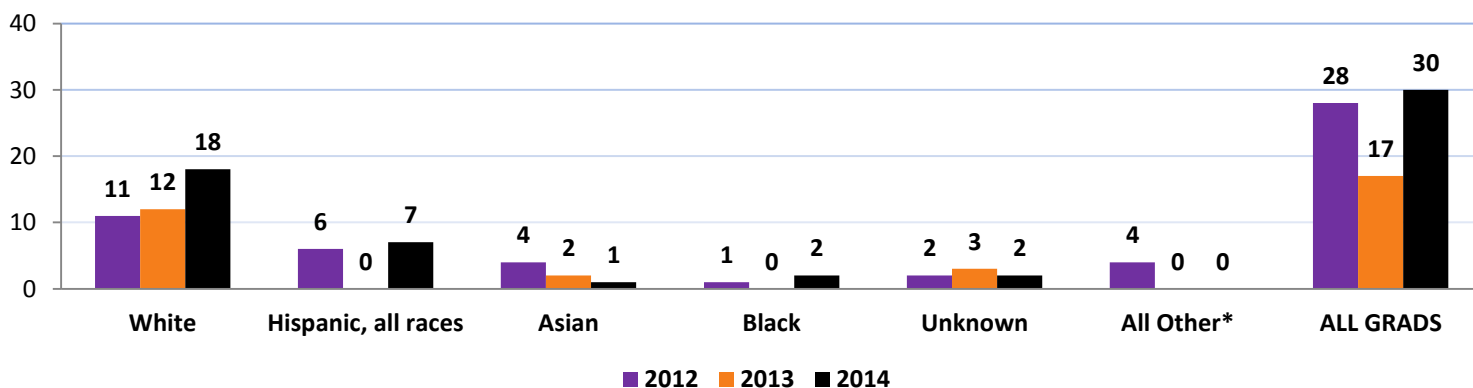
**Job Growth for Target Occupations, NYC Metro Area\***

Target Occupation	2014 Jobs	2024 Jobs	% Change
Radiation Therapists	1,203	1,366	14.0%
Magnetic Resonance Imaging Technologists	1,590	1,883	18.0%
Radiologic Technologists	12,287	14,065	14.0%
<b>TOTAL</b>	<b>15,080</b>	<b>17,314</b>	<b>15.0%</b>

\*NYC Metro Area includes: **NJ counties:** Bergen, Essex, Hudson, Hunterdon, Middlesex, Monmouth, Morris, Ocean, Passaic, Somerset, Sussex, Union **NY counties:** Bronx, Dutchess, Kings, Nassau, New York, Orange, Putnam, Queens, Richmond, Rockland, Suffolk, Westchester **PA counties:** Pike

Source: EMSI Economic Modeling, NJ Dept. of Labor

**Degrees Awarded by Race/Ethnicity**



\*All Other category includes American Indian/Alaskan Natives, Hawaiian/Pacific Islanders, Non-Resident Aliens and students who reported two or more races.

Source: SURE Degrees Awarded File