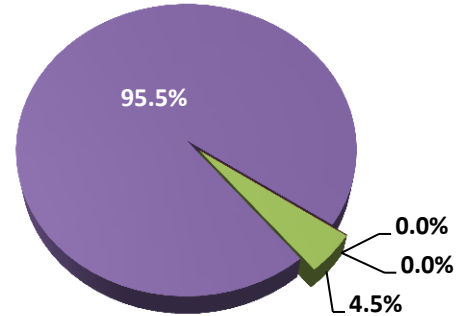


This is a profile of the Associate of Applied Science in Veterinary Technology. The purpose of this document is to highlight the program's enrollments, demographics and outcomes. Enrollment information includes enrollment by attendance, enrollment by registration type, credits enrolled by attendance, and enrollment by gender and race/ethnicity. Outcomes information includes retention rates, graduation rates, degrees awarded by race/ethnicity, certification exam results and job growth projections for target occupations.

**Enrollment by Registration Type**  
Fall 2014



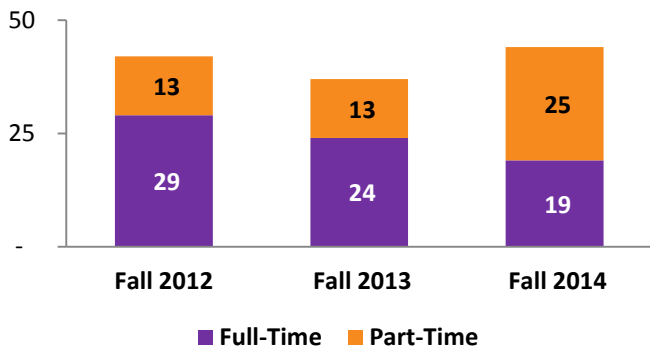
■ First-Time\* ■ Transfer\*\* ■ Stop-out\*\*\* ■ Returning\*\*\*\*

\*New to college \*\*New to Bergen (originally enrolled at different institution)  
\*\*\*Not enrolled in previous semester \*\*\*\*Enrolled in previous semester

Source: SURE Enrollment File

**Enrollment by Attendance**

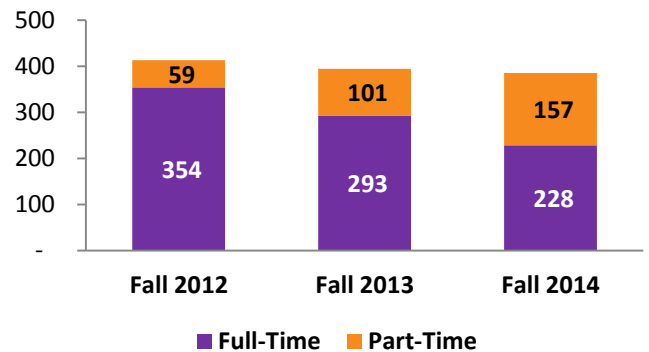
Student Status	Fall 2012	Fall 2013	Fall 2014
Full-Time	29	24	19
Part-Time	13	13	25
<b>TOTAL</b>	<b>42</b>	<b>37</b>	<b>44</b>



Source: SURE Enrollment File

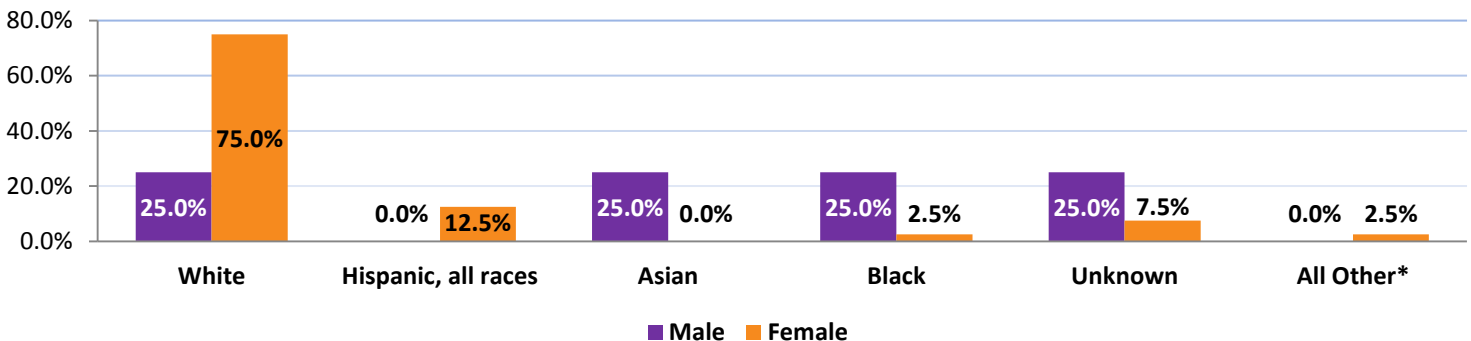
**Credits Enrolled by Attendance**

Student Status	Fall 2012	Fall 2013	Fall 2014
Full-Time	354	293	228
Part-Time	59	101	157
<b>TOTAL</b>	<b>413</b>	<b>394</b>	<b>385</b>



Source: SURE Enrollment File

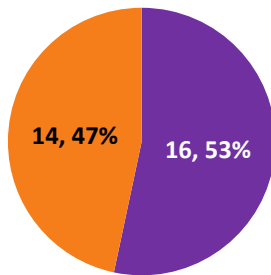
**Enrollment by Gender & Race/Ethnicity, Fall 2014**



\*All Other category includes American Indian/Alaskan Natives, Hawaiian/Pacific Islanders, Non-Resident Aliens and students who reported two or more races.

Source: SURE Enrollment File

**One-Year Retention\*, Spring 2013**



■ Retained after One Year ■ Not Retained after One Year

\*For the purpose of this report, One-Year Retention refers to students who were enrolled in Spring 2013 as of 10th day and received a grade in their first semester program required course (VET-104) and were enrolled in Spring 2014 as of 10th day and received a grade in their third semester program required course (VET-214).

Source: SURE Enrollment File

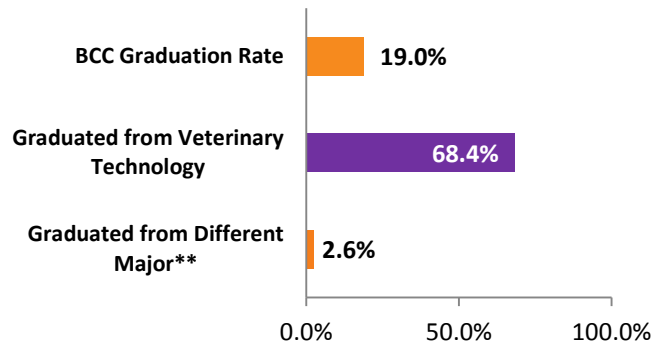
**2013 -2014 BCC Vet Tech Graduates' Board Results\***

Board Examination	Passed	Failed
Veterinary Technician National Examination (VTNE)	100%	0%

\*Upon graduation from the BCC Veterinary Technology program, students are qualified to take the Veterinary Technician National Examination (VTNE).

Source: BCC Veterinary Technology Website

**Three-Year Graduation\*, Spring 2010**



\*For the purpose of this report, Three-Year Graduation refers to students who were enrolled in Spring 2010 as of 10th day and received a grade in their first semester program required course (VET-104) and graduated from BCC before Spring 2014.

\*\*Graduated from AS.PS.GEN (1 grad).

Source: IPEDS Graduation Rates Survey

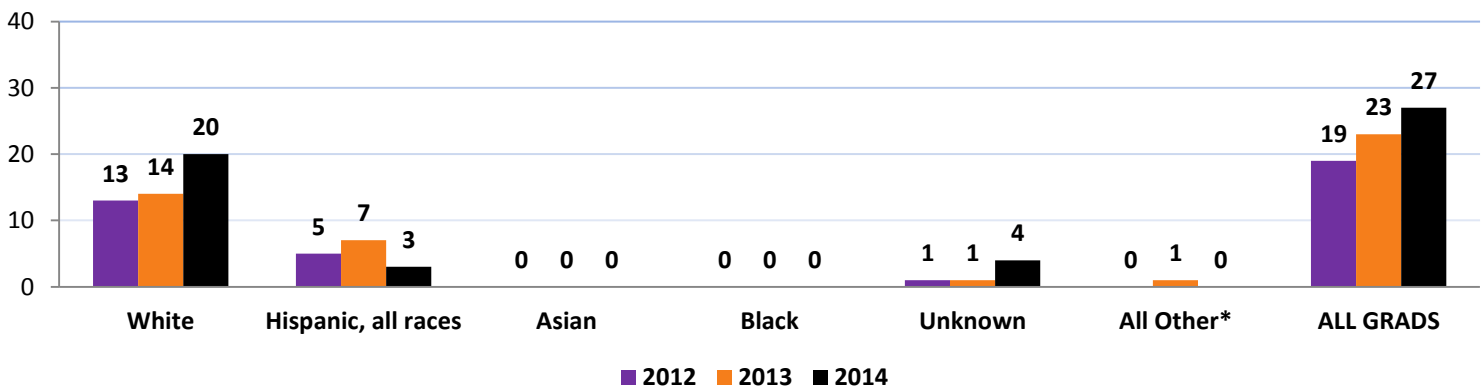
**Job Growth for Target Occupations, NYC Metro Area\***

Target Occupation	2014 Jobs	2024 Jobs	% Change
Veterinary Technologists and Technicians	4,144	5,217	26.0%
Veterinary Assistants and Laboratory Animal Caretakers	2,825	3,117	10.0%
<b>TOTAL</b>	<b>6,969</b>	<b>8,334</b>	<b>20.0%</b>

\*NYC Metro Area includes: **NJ counties:** Bergen, Essex, Hudson, Hunterdon, Middlesex, Monmouth, Morris, Ocean, Passaic, Somerset, Sussex, Union **NY counties:** Bronx, Dutchess, Kings, Nassau, New York, Orange, Putnam, Queens, Richmond, Rockland, Suffolk, Westchester **PA counties:** Pike

Source: EMSI Economic Modeling, NJ Dept. of Labor

**Degrees Awarded by Race/Ethnicity**



\*All Other category includes American Indian/Alaskan Natives, Hawaiian/Pacific Islanders, Non-Resident Aliens and students who reported two or more races.

Source: SURE Degrees Awarded File