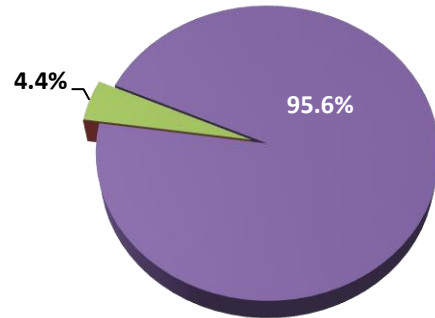


This is a profile of the Associate of Applied Science (A.A.S.) in Veterinary Technology. The purpose of this document is to highlight the program's enrollments, demographics, and outcomes. Enrollment information includes enrollment by attendance, enrollment by registration type, credits enrolled by attendance, and enrollment by gender and race/ethnicity. Outcomes information includes retention rates, graduation rates, degrees awarded by race/ethnicity, certification exam results, and job growth projections for target occupations.

Enrollment by Registration Type
Fall 2015



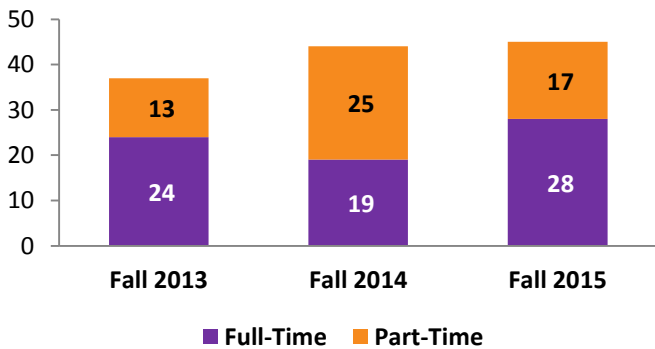
■ First-Time* ■ Transfer** ■ Stop-out*** ■ Returning****

*New to college **New to Bergen (originally enrolled at different institution)
Not enrolled in previous semester *Enrolled in previous semester

Source: SURE Enrollment File

Enrollment by Attendance

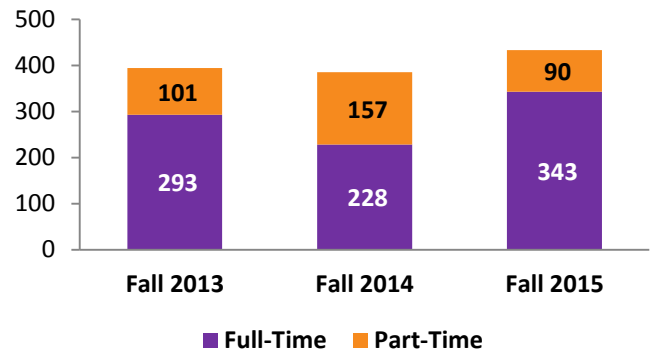
Student Status	Fall 2013	Fall 2014	Fall 2015
Full-Time	24	19	28
Part-Time	13	25	17
TOTAL	37	44	45



Source: SURE Enrollment File

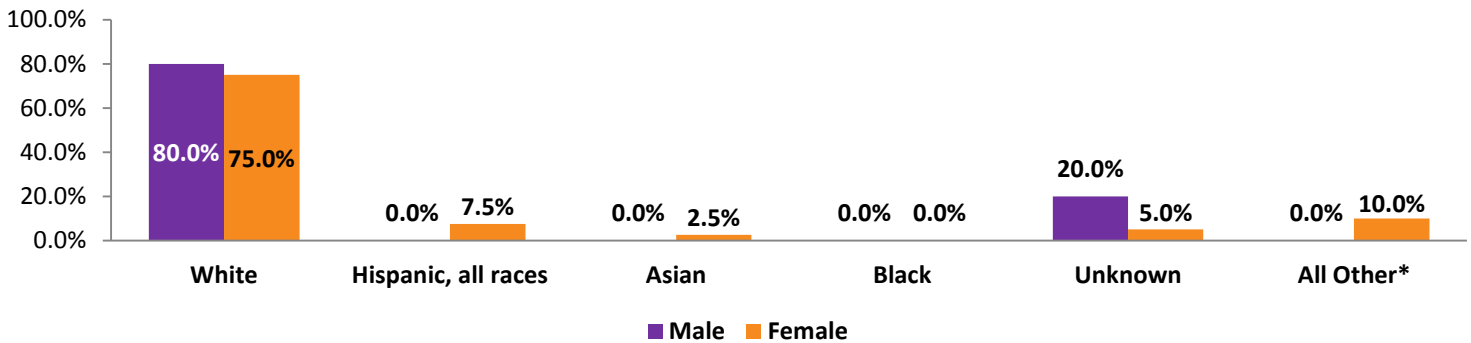
Credits Enrolled by Attendance

Student Status	Fall 2013	Fall 2014	Fall 2015
Full-Time	293	228	343
Part-Time	101	157	90
TOTAL	394	385	433



Source: SURE Enrollment File

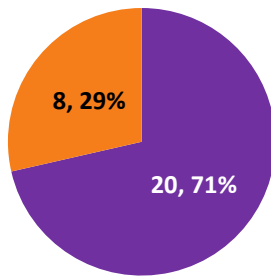
Enrollment by Gender & Race/Ethnicity, Fall 2015



*All Other category includes American Indian/Alaskan Natives, Hawaiian/Pacific Islanders, Non-Resident Aliens and students who reported two or more races.

Source: SURE Enrollment File

One-Year Retention*, Spring 2014



■ Retained after One Year ■ Not Retained after One Year

*For the purpose of this report, One-Year Retention refers to students who were enrolled in Spring 2014 as of 10th day and received a grade in their first semester program required course (VET-104) and were enrolled in Spring 2015 as of 10th day and received a grade in their third semester program required course (VET-214)

Source: SURE Enrollment File

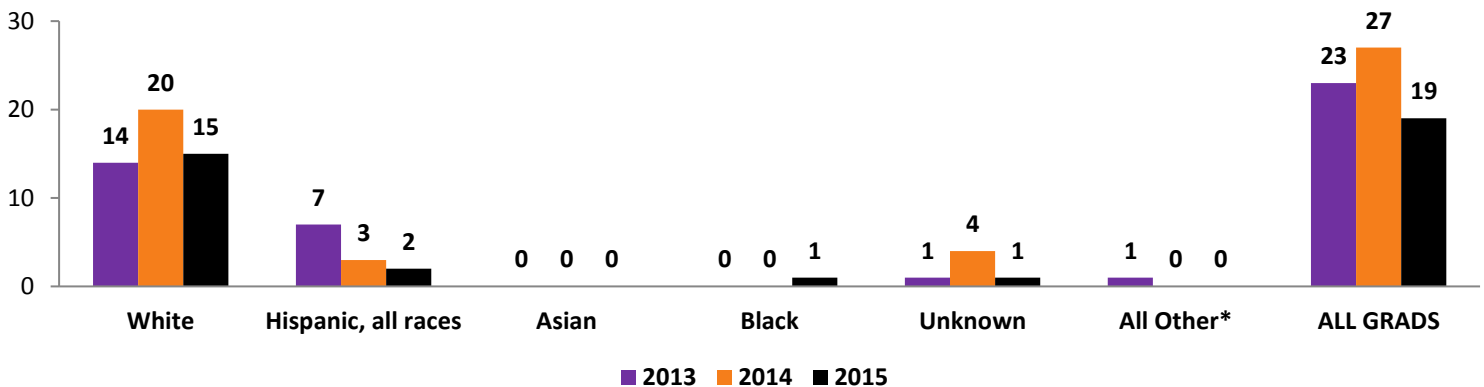
BCC Vet Tech Graduates' Cert. Exam Results*

Certification Examination	Passed	Failed
Veterinary Technician National Examination (VTNE)	100%	0%

*Upon graduation from the BCC Veterinary Technology program, students are qualified to take the Veterinary Technician National Examination (VTNE)

Source: BCC Veterinary Technology Website

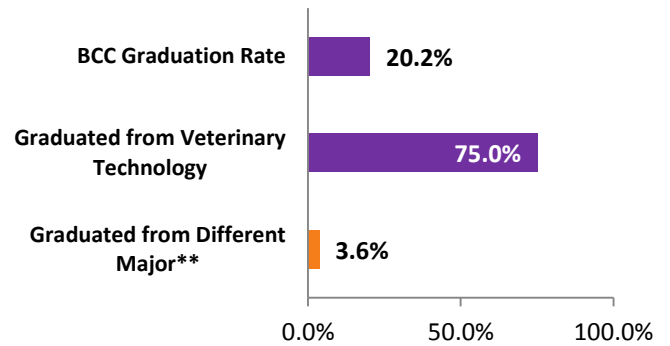
Degrees Awarded by Race/Ethnicity



*All Other category includes American Indian/Alaskan Natives, Hawaiian/Pacific Islanders, Non-Resident Aliens and students who reported two or more races.

Source: SURE Degrees Awarded File

Three-Year Graduation*, Spring 2011



*For the purpose of this report, Three-Year Graduation refers to students who were enrolled in Spring 2011 as of 10th day and received a grade in their first semester program required course (VET-104) and graduated from BCC before Spring 2015

**Graduated from AS.PS.GEN (1 grad).

Source: IPEDS Graduation Rates Survey

Job Growth for Target Occupations, NYC Metro Area*

Target Occupation	2015 Jobs	2025 Jobs	% Change
Veterinary Technologists and Technicians	4,301	5,323	24.0%
Veterinary Assistants and Laboratory Animal Caretakers	3,179	3,474	9.0%
TOTAL	7,480	8,797	18.0%

*NYC Metro Area includes: **NJ counties:** Bergen, Essex, Hudson, Hunterdon, Middlesex, Monmouth, Morris, Ocean, Passaic, Somerset, Sussex, Union **NY counties:** Bronx, Dutchess, Kings, Nassau, New York, Orange, Putnam, Queens, Richmond, Rockland, Suffolk, Westchester **PA counties:** Pike

Source: EMSI Economic Modeling, NJ Dept. of Labor