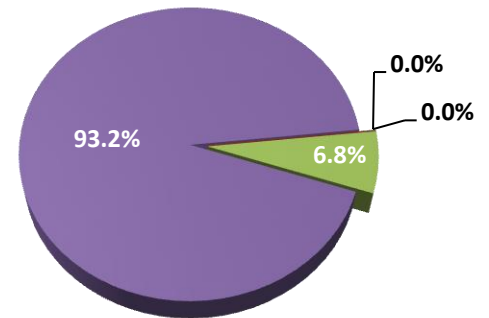


This is a profile of the Associate of Applied Science in Nursing, Evening. The purpose of this document is to highlight the program's enrollments, demographics and outcomes. Enrollment information includes enrollment by attendance, enrollment by registration type, credits enrolled by attendance, and enrollment by gender and race/ethnicity. Outcomes information includes retention rates, graduation rates, degrees awarded by race/ethnicity, certification exam results and job growth projections for target occupations.

**Enrollment by Registration Type**  
Fall 2014



■ First-Time\* ■ Transfer\*\* ■ Stop-out\*\*\* ■ Returning\*\*\*\*

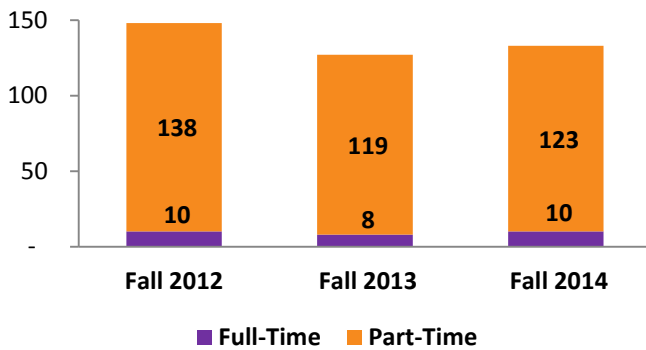
\*New to college \*\*New to Bergen (originally enrolled at different institution)

\*\*\*Not enrolled in previous semester \*\*\*\*Enrolled in previous semester

Source: SURE Enrollment File

**Enrollment by Attendance**

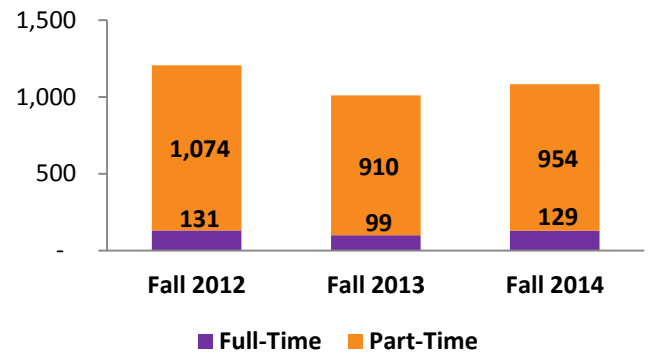
Student Status	Fall 2012	Fall 2013	Fall 2014
Full-Time	10	8	10
Part-Time	138	119	123
<b>TOTAL</b>	<b>148</b>	<b>127</b>	<b>133</b>



Source: SURE Enrollment File

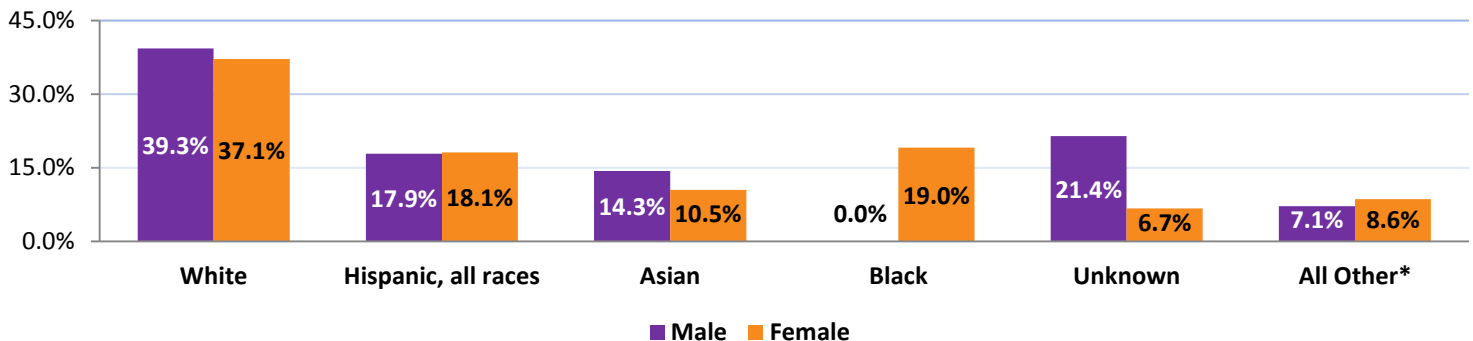
**Credits Enrolled by Attendance**

Student Status	Fall 2012	Fall 2013	Fall 2014
Full-Time	131	99	129
Part-Time	1,074	910	954
<b>TOTAL</b>	<b>1,205</b>	<b>1,009</b>	<b>1,083</b>



Source: SURE Enrollment File

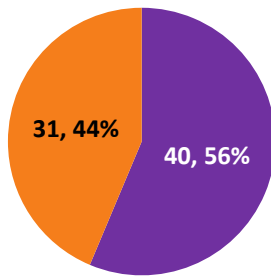
**Enrollment by Gender & Race/Ethnicity, Fall 2014**



\*All Other category includes American Indian/Alaskan Natives, Hawaiian/Pacific Islanders, Non-Resident Aliens and students who reported two or more races.

Source: SURE Enrollment File

**One-Year Retention\*, Spring 2013**

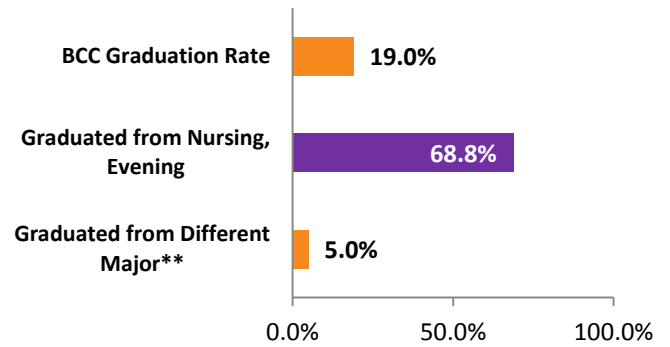


■ Retained after One Year ■ Not Retained after One Year

\*For the purpose of this report, One-Year Retention refers to students who were enrolled in Spring 2013 as of 10th day and received a grade in their first semester program required course (NUR-183) and were enrolled in Spring 2014 as of 10th day and received a grade in their third semester program required course (NUR-284).

Source: SURE Enrollment File

**Three-Year Graduation\*, Spring 2010**



\*For the purpose of this report, Three-Year Graduation refers to students who were enrolled in Spring 2010 as of 10th day and received a grade in their first semester program required course (NUR-183) and graduated from BCC before Spring 2014.

\*\*Graduated from AS.PS.GEN (3 grads) and AAS.HP.HLTH.SCI (1 grad).

Source: IPEDS Graduation Rates Survey

**BCC Nursing Certification Exam Results\***

Certification Examination	Passed on 1st Attempt		
	2012	2013	2014
National Council Licensure Examination (NCLEX)	85%	80%	77%

\*Upon graduation from the BCC Nursing program, students are qualified to take the National Council Licensure Examination (NCLEX).

Source: BCC Nursing Department

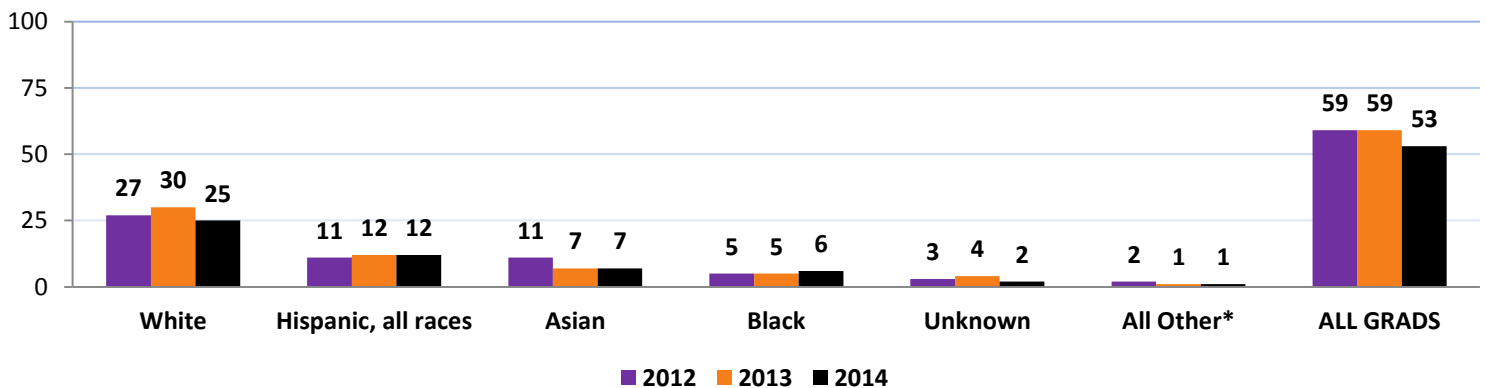
**Job Growth for Target Occupations, NYC Metro Area\***

Target Occupation	2014 Jobs	2024 Jobs	% Change
Registered Nurses	165,768	191,480	16.0%

\*NYC Metro Area includes: **NJ counties:** Bergen, Essex, Hudson, Hunterdon, Middlesex, Monmouth, Morris, Ocean, Passaic, Somerset, Sussex, Union **NY counties:** Bronx, Dutchess, Kings, Nassau, New York, Orange, Putnam, Queens, Richmond, Rockland, Suffolk, Westchester **PA counties:** Pike

Source: EMSI Economic Modeling, NJ Dept. of Labor

**Degrees Awarded by Race/Ethnicity**



\*All Other category includes American Indian/Alaskan Natives, Hawaiian/Pacific Islanders, Non-Resident Aliens and students who reported two or more races.

Source: SURE Degrees Awarded File