



Vision

Bergen Community College will be a dynamic partner by bridging potential with opportunities for educational, professional and personal growth.

Mission

To inspire our community to realize a better future.

Values

To fulfill the vision and mission of Bergen Community College, these core values will guide our daily endeavors:

- Learning
- Excellence
- Integrity
- Respect
- Creativity

The Center for Institutional Effectiveness (CIE) was created to promote institutional policies, practices, and activities which enhance institutional effectiveness, to foster on campus a culture that values inquiry, evidence, and collaboration, and to support college-wide decision-making and planning initiatives by collecting, analyzing and reporting information about the College.

While the Center's activities, initiatives, and projects will vary over time in response to changing needs, its current emphasis is on institutional research, strategic planning, and outcomes assessment.

Office of the Vice President

Dr. Yun K. Kim

Vice President of Institutional Effectiveness

Ruth Ann Heck

Executive Secretary

Center for Institutional Effectiveness

Dr. Tonia McKoy

Managing Director, Institutional Research

Gail Fernandez

Interim Dean of Assessment

Madeline Trimble

Senior Research Associate

Jesse Jacondin

Research Analyst

Monica Rodriguez

Research Assistant

Publication Date: February 2018

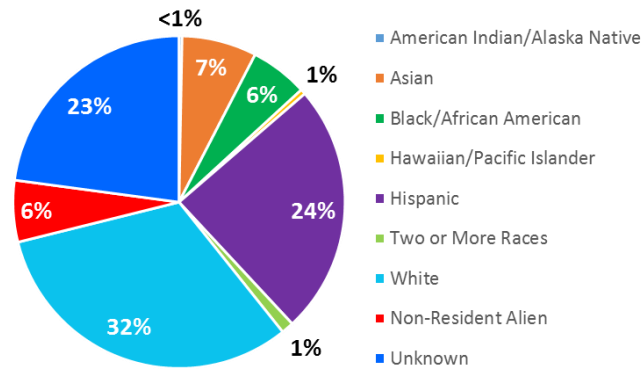


Center for Institutional Effectiveness

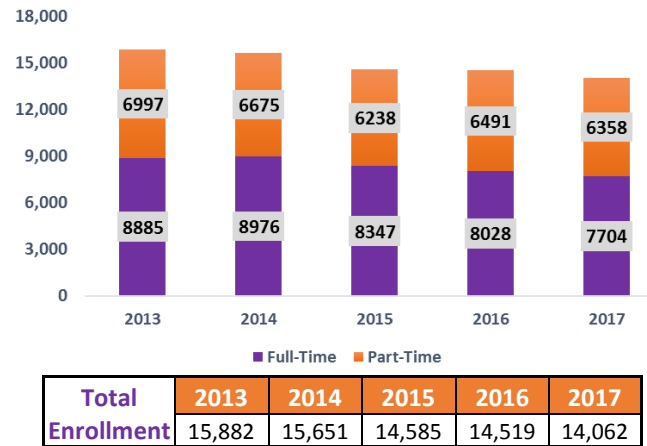
2017-2018 BERGEN At-A-Glance



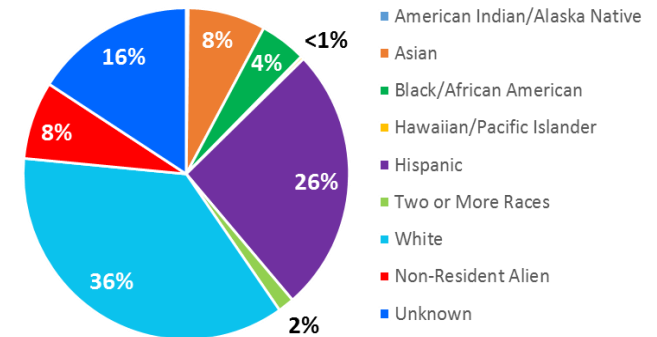
1. Fall 2017 Race/Ethnicity



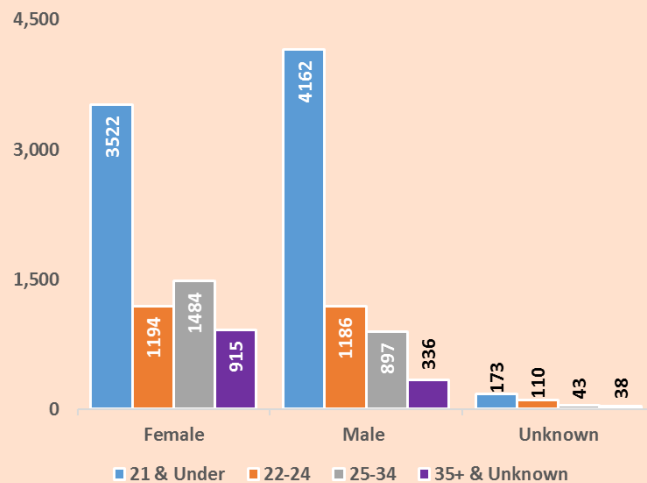
4. Enrollment by Attendance



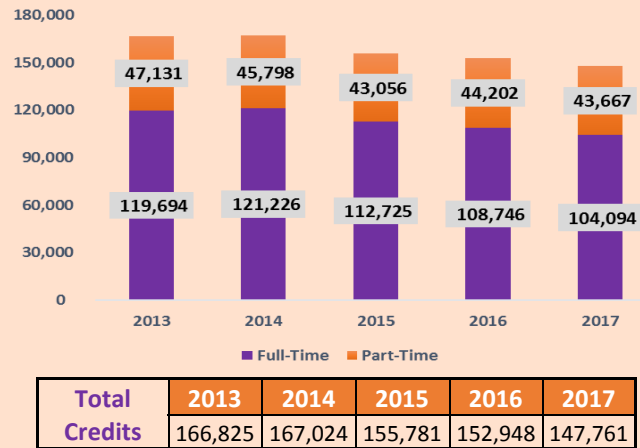
7. FY2017 Graduates by Race/Ethnicity



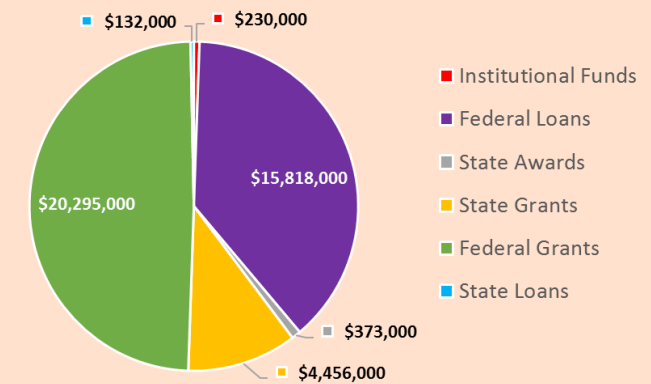
2. Fall 2017 Age and Gender



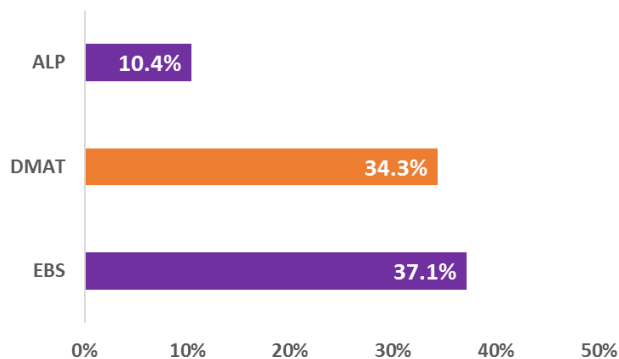
5. Credits by Attendance



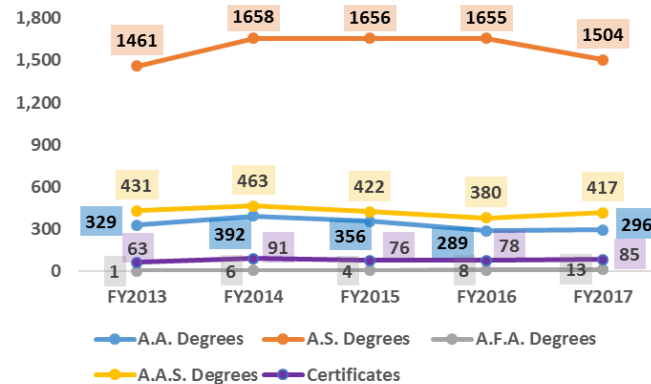
8. FY 2017 Financial Aid Awarded



3. Fall 2017 Developmental - FTDS



6. Degrees Awarded by Program Type



Notes

- 1-5. Enrollment and Credits Data are based on 10th Day Fall Semester files.
3. First-Time, Degree-Seeking Students enrolled in Developmental Education Courses.
4. Student headcount by Attendance Status.
5. Student credits by Attendance Status.
- 6-7. Fiscal Year includes August, December and May graduation dates (FY2017 = Aug. 2016, Dec. 2016 and May 2017).
8. "State Awards" includes NJSTARS and OSRP. "Federal Grants" includes Pell, SEOG, and CWS. "State Grants" includes TAG and EOF.