



Vision

Bergen Community College will be a dynamic partner by bridging potential with opportunities for educational, professional and personal growth.

Mission

To inspire our community to realize a better future.

Values

To fulfill the vision and mission of Bergen Community College, these core values will guide our daily endeavors:

- Learning
- Excellence
- Integrity
- Respect
- Creativity

The Center for Institutional Effectiveness (CIE) was created to promote institutional policies, practices, and activities which enhance institutional effectiveness, to foster on campus a culture that values inquiry, evidence, and collaboration, and to support college-wide decision-making and planning initiatives by collecting, analyzing and reporting information about the College.

While the Center's activities, initiatives, and projects will vary over time in response to changing needs, its current emphasis is on institutional research, strategic planning, and outcomes assessment.

Center for Institutional Effectiveness

Dr. Tonia McKoy

Managing Director, Institutional Research

Dr. Gail Fernandez

Interim Dean of Assessment

Madeline Trimble

Senior Research Associate

Jesse Jacondin

Research Analyst

Monica Rodriguez

Research Assistant

Ruth Ann Heck

Administrative Assistant

Publication Date: December 2018

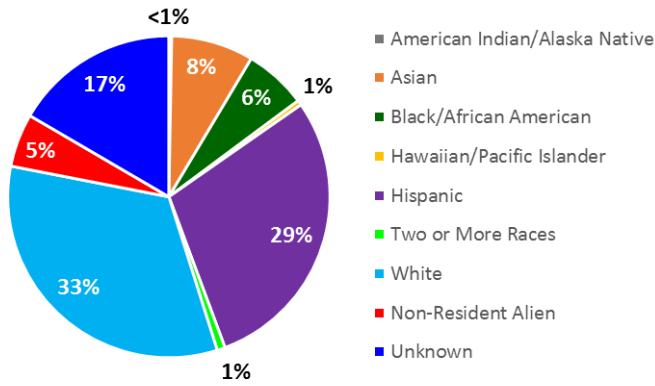
2018-2019 BERGEN

At-A-Glance

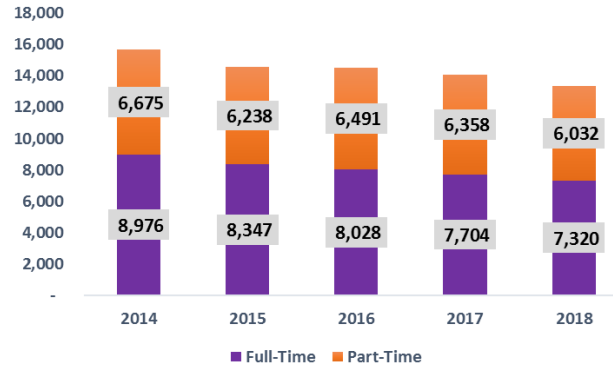


Center for Institutional
Effectiveness

1. Fall 2018 Race/Ethnicity

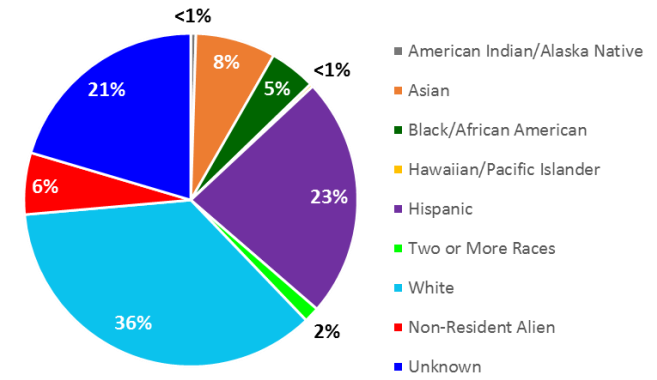


4. Enrollment by Attendance

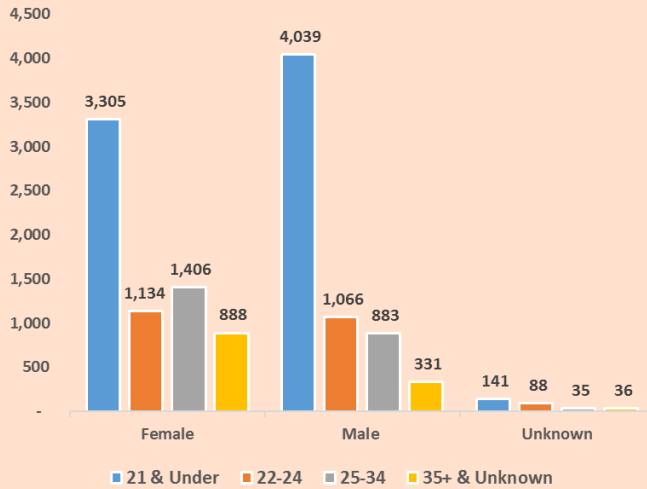


Total Enrollment	2014	2015	2016	2017	2018
	15,651	14,585	14,519	14,062	13,352

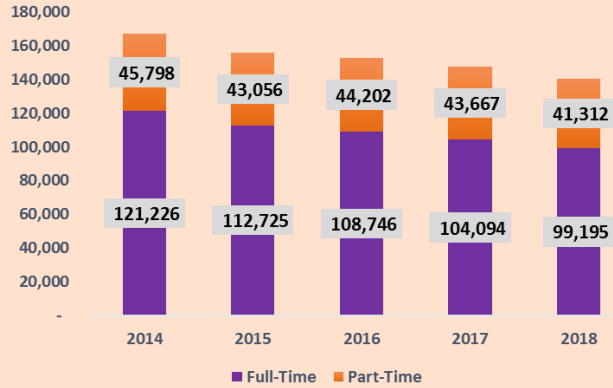
7. FY 2018 Graduates by Race/Ethnicity



2. Fall 2018 Age and Gender

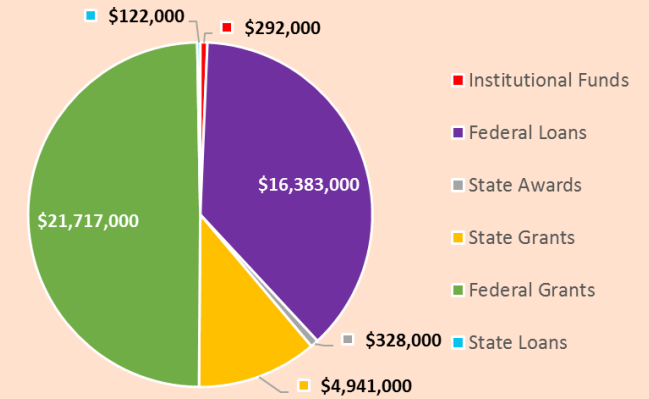


5. Credits by Attendance

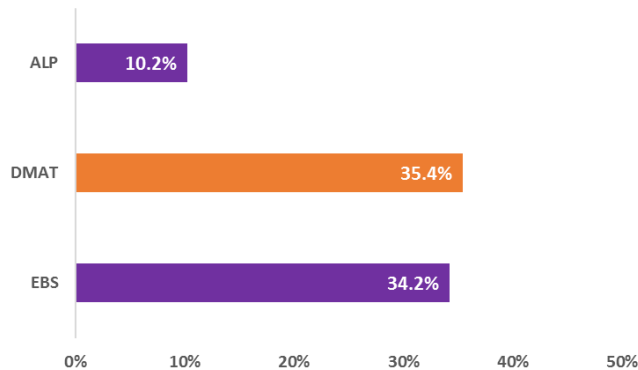


Total	2014	2015	2016	2017	2018
	167,024	155,781	152,948	147,761	140,507

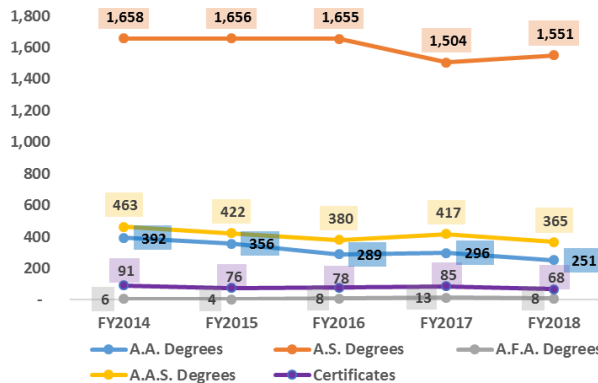
8. FY 2018 Financial Aid Awarded



3. Fall 2018 Developmental - FTDS



6. Degrees Awarded by Program Type



Notes

- 1-5. Enrollment and Credits Data are based on 10th Day Fall Semester files.
- 3. First-Time, Degree-Seeking (FTDS) Students enrolled in Developmental Education Courses.
- 4. Student headcount by Attendance Status.
- 5. Student credits by Attendance Status.
- 6-7. Fiscal Year includes August, December and May graduation dates (FY2018 = Aug. 2017, Dec. 2017 and May 2018).
- 8. "State Awards" includes NJSTARS and OSRP. "Federal Grants" includes Pell, SEOG, and CWS. "State Grants" includes TAG and EOF.