



Vision

Bergen Community College will be a dynamic partner by bridging potential with opportunities for educational, professional and personal growth.

Mission

To inspire our community to realize a better future.

Values

To fulfill the vision and mission of Bergen Community College, these core values will guide our daily endeavors:

- Learning
- Excellence
- Integrity
- Respect
- Creativity

The Center for Institutional Effectiveness (CIE) was created to promote institutional policies, practices, and activities which enhance institutional effectiveness, to foster on campus a culture that values inquiry, evidence, and collaboration, and to support college-wide decision-making and planning initiatives by collecting, analyzing and reporting information about the College.

While the Center's activities, initiatives, and projects will vary over time in response to changing needs, its current emphasis is on institutional research, strategic planning, and outcomes assessment.

Center for Institutional Effectiveness

A. Karolina Wolfe

Dean of Assessment, Accreditation
& Compliance

Dr. Tonia McKoy

Managing Director, Institutional Research

Madeline Trimble

Senior Research Associate

Vittoria Fronte

Research Assistant

Publication Date: January 2020



Center for Institutional
Effectiveness

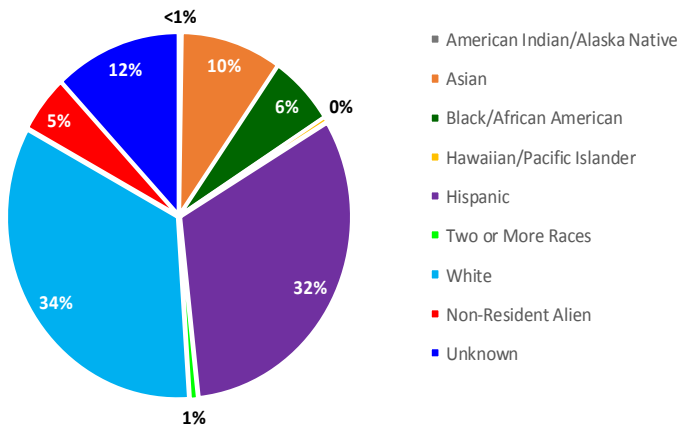
2019-2020

BERGEN

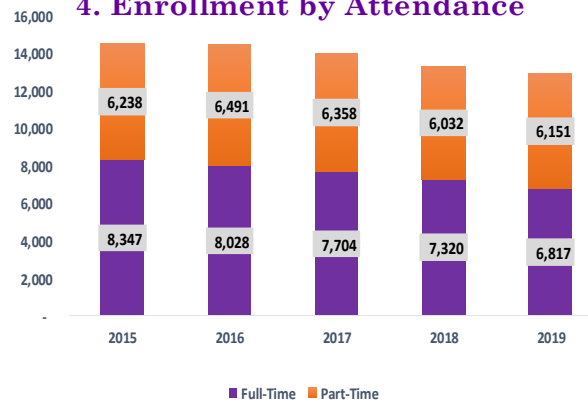
At-A-Glance



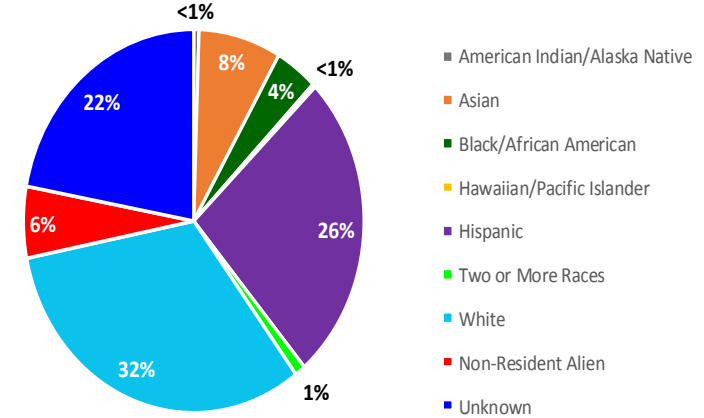
1. Fall 2019 Race/Ethnicity



4. Enrollment by Attendance

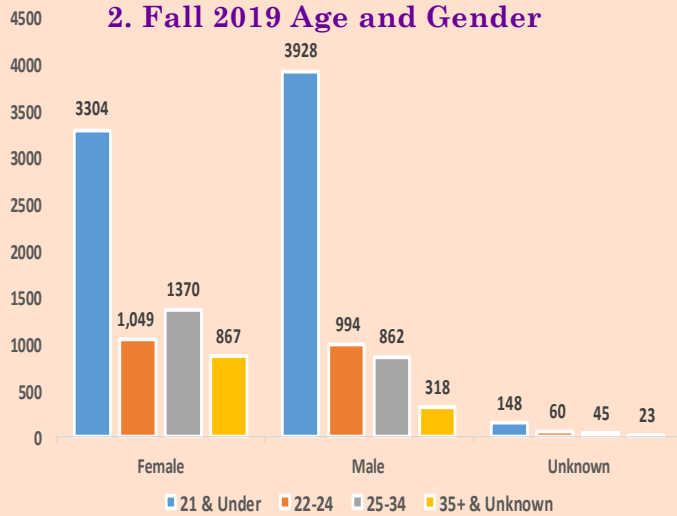


7. FY 2019 Graduates by Race/Ethnicity

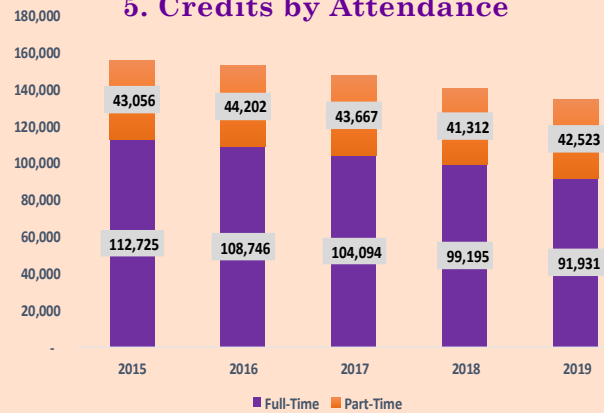


Total Enrollment	2015	2016	2017	2018	2019
	14585	14519	14062	13352	12968

2. Fall 2019 Age and Gender

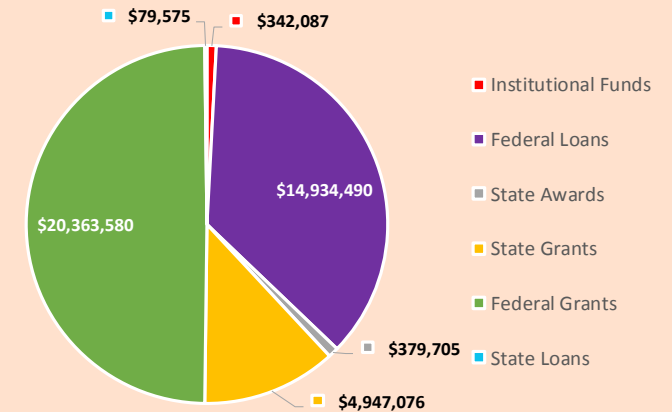


5. Credits by Attendance

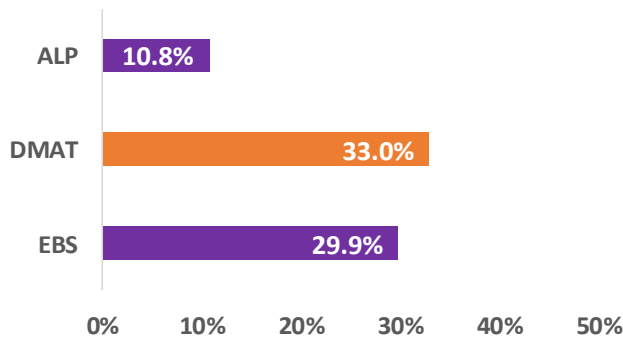


Total Credits	2015	2016	2017	2018	2019
	155,781	152,948	147,761	140,507	134,454

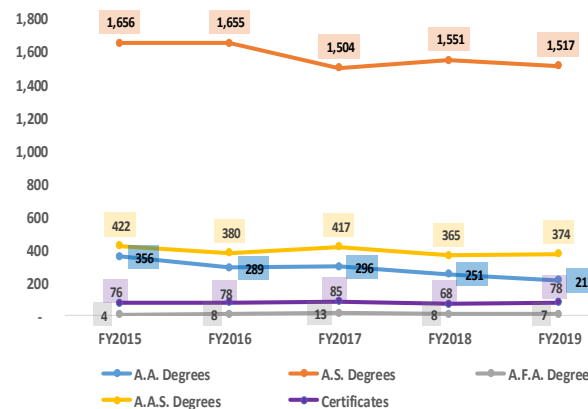
8. FY 2019 Financial Aid Awarded



3. Fall 2019 Developmental - FTDS



6. Degrees Awarded by Program Type



Notes

- 1-5. Enrollment and Credits Data are based on 10th Day Fall Semester files.
- 3. First-Time, Degree-Seeking (FTDS) Students enrolled in Developmental Education Courses.
- 4. Student headcount by Attendance Status.
- 5. Student credits by Attendance Status.
- 6-7. Fiscal Year includes August, December and May graduation dates (FY2019 = Aug. 2018, Dec. 2018 and May 2019).
- 8. "State Awards" includes NJSTARS and OSRP. "Federal Grants" includes Pell, SEOG, and CWS. "State Grants" includes TAG and EOF.