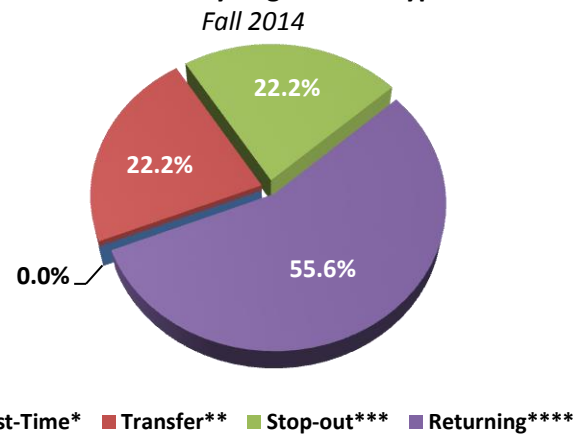


This is a profile of the Certificate in Radiation Therapy Technology. The purpose of this document is to highlight the program's enrollments, demographics and outcomes. Enrollment information includes enrollment by attendance, enrollment by registration type, credits enrolled by attendance, and enrollment by gender and race/ethnicity. Outcomes information includes retention rates, graduation rates, degrees awarded by race/ethnicity, certification exam results and job growth projections for target occupations.

Enrollment by Registration Type

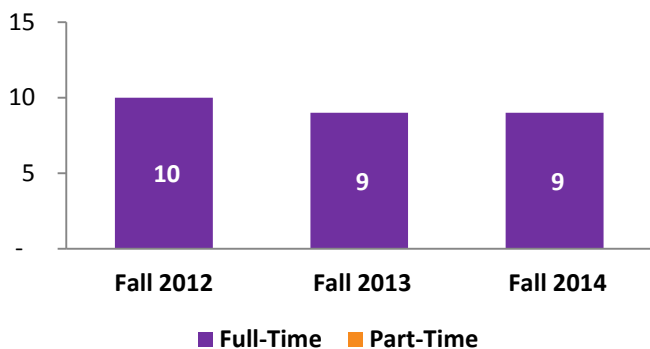


*New to college **New to Bergen (originally enrolled at different institution)
Not enrolled in previous semester *Enrolled in previous semester

Source: SURE Enrollment File

Enrollment by Attendance

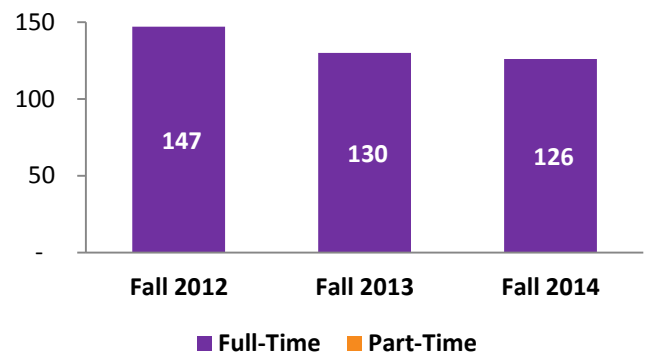
Student Status	Fall 2012	Fall 2013	Fall 2014
Full-Time	10	9	9
Part-Time	-	-	-
TOTAL	10	9	9



Source: SURE Enrollment File

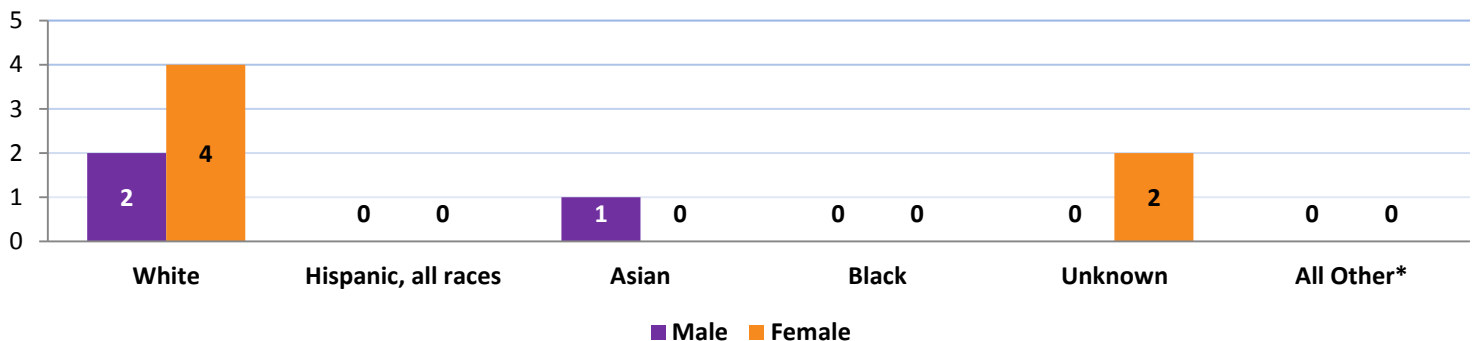
Credits Enrolled by Attendance

Student Status	Fall 2012	Fall 2013	Fall 2014
Full-Time	147	130	126
Part-Time	-	-	-
TOTAL	147	130	126



Source: SURE Enrollment File

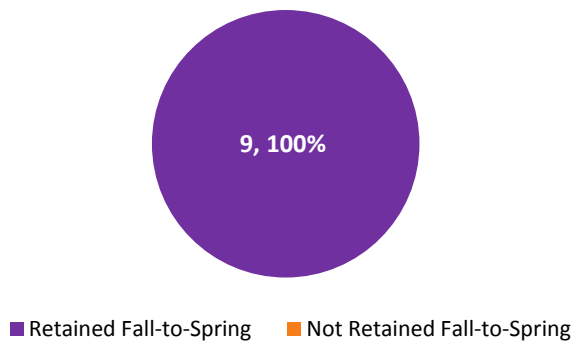
Enrollment by Gender & Race/Ethnicity, Fall 2014



*All Other category includes American Indian/Alaskan Natives, Hawaiian/Pacific Islanders, Non-Resident Aliens and students who reported two or more races.

Source: SURE Enrollment File

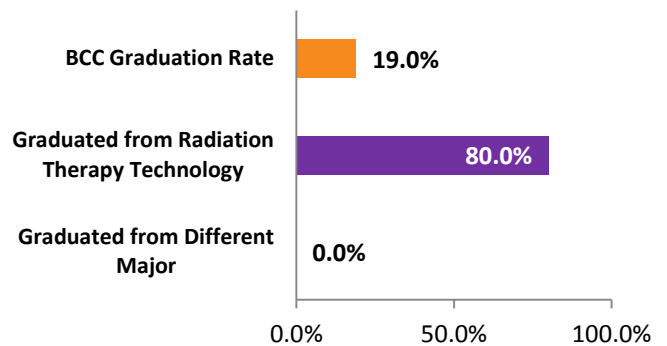
Fall-to-Spring Retention*, Fall 2013



*For the purposes of this report, Fall-to-Spring Retention refers to students who were enrolled in Fall 2013 as of 10th day and received a grade in their first semester program required course (RTT-121) and were enrolled in Spring 2014 as of 10th day and received a grade in their second semester program required course (RTT-221).

Source: SURE Enrollment File

Three-Year Graduation*, Fall 2011



*For the purpose of this report, Three-Year Graduation refers to students who were enrolled in Fall 2011 as of 10th day and received a grade in their first semester program required course (RTT-121) and graduated from BCC before Fall 2014.

Source: IPEDS Graduation Rates Survey

BCC RTT Graduates' Certification Exam Results*

Certification Examination	Passed Exam		
	2012-13	2013-14	2014-15
American Registry of Radiologic Technologists (ARRT) National Registry Examination	89%	100%	100%

*Upon graduation from the BCC Radiation Therapy Technology program, students are qualified to take the American Registry of Radiologic Technologists (ARRT) National Registry Examination.

Source: BCC Radiation Therapy Technology Department Website

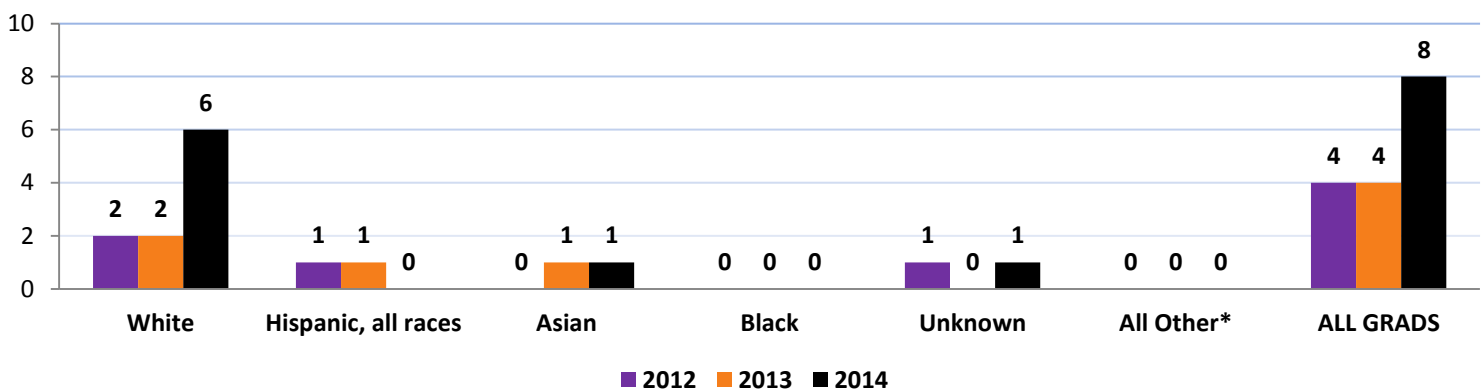
Job Growth for Target Occupations, NYC Metro Area*

Target Occupation	2014 Jobs	2024 Jobs	% Change
Radiation Therapists	1,203	1,366	14.0%
Magnetic Resonance Imaging Technologists	1,590	1,883	18.0%
Radiologic Technologists	12,287	14,065	14.0%
TOTAL	15,080	17,314	15.0%

*NYC Metro Area includes: **NJ counties:** Bergen, Essex, Hudson, Hunterdon, Middlesex, Monmouth, Morris, Ocean, Passaic, Somerset, Sussex, Union **NY counties:** Bronx, Dutchess, Kings, Nassau, New York, Orange, Putnam, Queens, Richmond, Rockland, Suffolk, Westchester **PA counties:** Pike

Source: EMSI Economic Modeling, NJ Dept. of Labor

Degrees Awarded by Race/Ethnicity



*All Other category includes American Indian/Alaskan Natives, Hawaiian/Pacific Islanders, Non-Resident Aliens and students who reported two or more races.

Source: SURE Degrees Awarded File