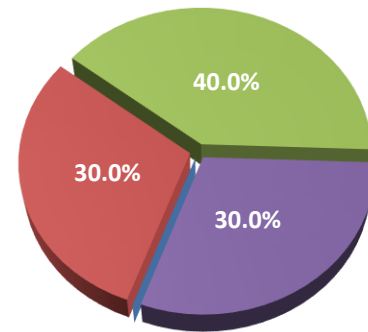


This is a profile of the Certificate (CERT) in Radiation Therapy Technology. The purpose of this document is to highlight the program's enrollments, demographics, and outcomes. Enrollment information includes enrollment by attendance, enrollment by registration type, credits enrolled by attendance, and enrollment by gender and race/ethnicity. Outcomes information includes retention rates, graduation rates, degrees awarded by race/ethnicity, certification exam results, and job growth projections for target occupations.

Enrollment by Registration Type
Fall 2015



■ First-Time* ■ Transfer** ■ Stop-out*** ■ Returning****

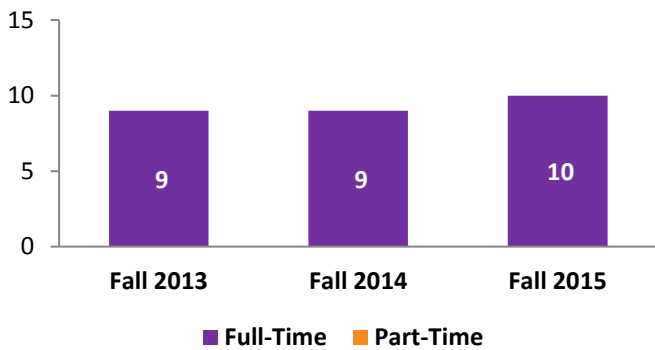
*New to college **New to Bergen (originally enrolled at different institution)

Not enrolled in previous semester *Enrolled in previous semester

Source: SURE Enrollment File

Enrollment by Attendance

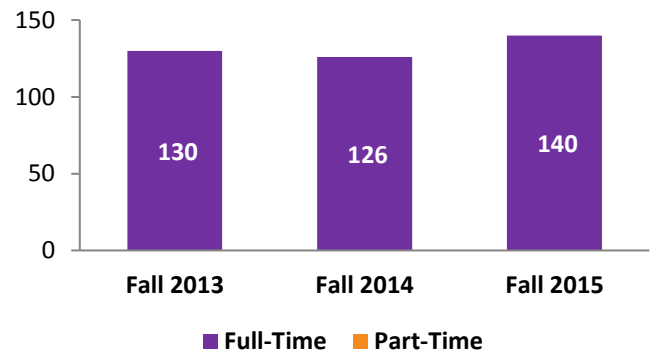
Student Status	Fall 2013	Fall 2014	Fall 2015
Full-Time	9	9	10
Part-Time	-	-	-
TOTAL	9	9	10



Source: SURE Enrollment File

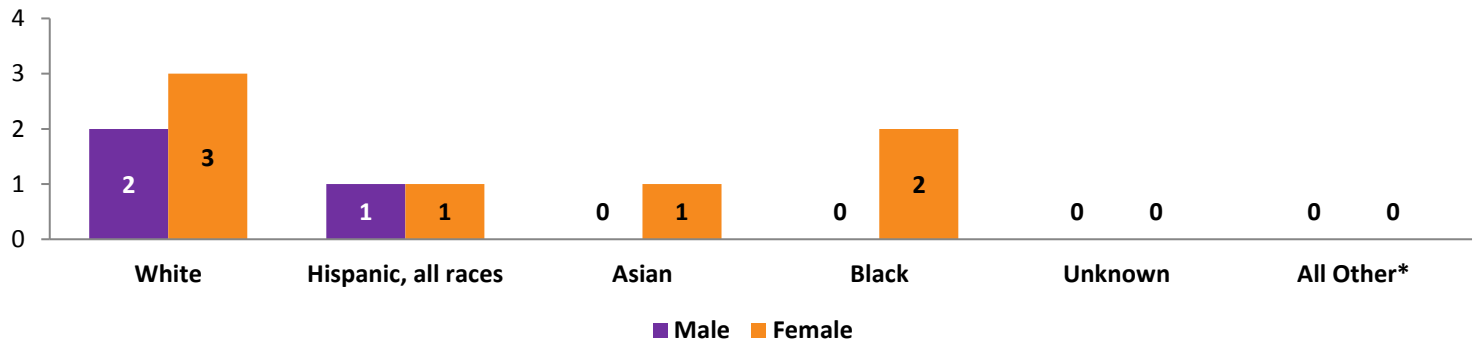
Credits Enrolled by Attendance

Student Status	Fall 2013	Fall 2014	Fall 2015
Full-Time	130	126	140
Part-Time	-	-	-
TOTAL	130	126	140



Source: SURE Enrollment File

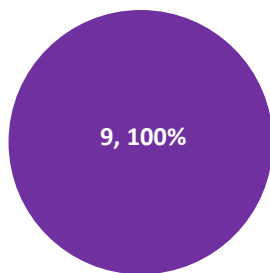
Enrollment by Gender & Race/Ethnicity, Fall 2015



*All Other category includes American Indian/Alaskan Natives, Hawaiian/Pacific Islanders, Non-Resident Aliens and students who reported two or more races.

Source: SURE Enrollment File

Fall-to-Spring Retention*, Fall 2014

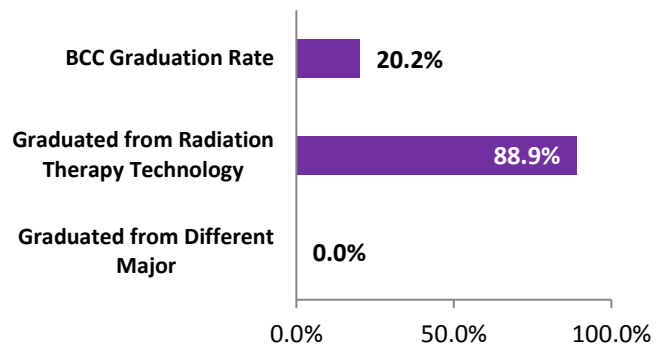


■ Retained Fall-to-Spring ■ Not Retained Fall-to-Spring

*For the purpose of this report, Fall-to-Spring Retention refers to students who were enrolled in Fall 2014 as of 10th day and received a grade in their first semester program required course (RTT-121) and were enrolled in Spring 2015 as of 10th day and received a grade in their second semester program required course (RTT-221).

Source: SURE Enrollment File

Three-Year Graduation*, Fall 2012



*For the purpose of this report, Three-Year Graduation refers to students who were enrolled in Fall 2012 as of 10th day and received a grade in their first semester program required course (RTT-121) and graduated from BCC before Fall 2015.

Source: IPEDS Graduation Rates Survey

BCC RTT Graduates' Certification Exam Results*

Certification Examination	Passed Exam		
	2012-13	2013-14	2014-15
American Registry of Radiologic Technologists (ARRT) National Registry Examination	89%	100%	100%

*Upon graduation from the BCC Radiation Therapy Technology program, students are qualified to take the American Registry of Radiologic Technologists (ARRT) National Registry Examination.

Source: BCC Radiation Therapy Technology Department Website

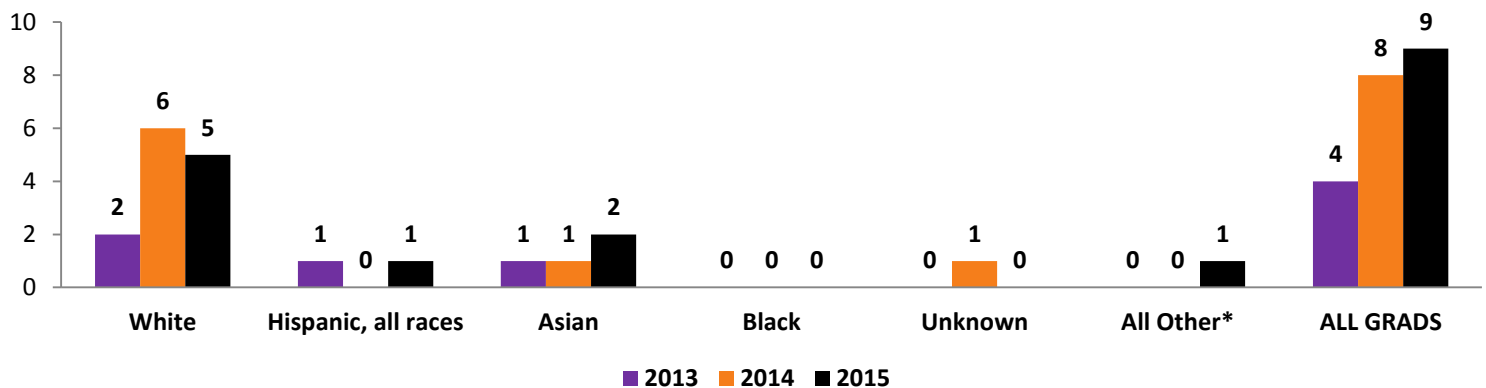
Job Growth for Target Occupations, NYC Metro Area*

Target Occupation	2015 Jobs	2025 Jobs	% Change
Radiation Therapists	1,252	1,386	11.0%
Radiologic Technologists	12,991	14,463	11.0%
Magnetic Resonance Imaging Technologists	1,715	1,964	15.0%
TOTAL	15,958	17,813	12.0%

*NYC Metro Area includes: **NJ counties:** Bergen, Essex, Hudson, Hunterdon, Middlesex, Monmouth, Morris, Ocean, Passaic, Somerset, Sussex, Union **NY counties:** Bronx, Dutchess, Kings, Nassau, New York, Orange, Putnam, Queens, Richmond, Rockland, Suffolk, Westchester **PA counties:** Pike

Source: EMSI Economic Modeling, NJ Dept. of Labor

Degrees Awarded by Race/Ethnicity



*All Other category includes American Indian/Alaskan Natives, Hawaiian/Pacific Islanders, Non-Resident Aliens and students who reported two or more races.

Source: SURE Degrees Awarded File