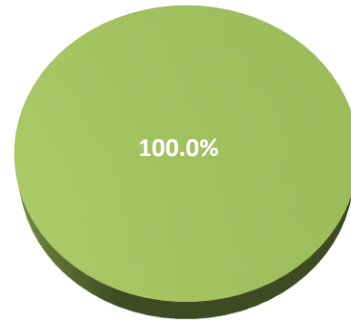


This is a profile of the Certificate (CERT) in Surgical Technology, Evening. The purpose of this document is to highlight the program's enrollments, demographics, and outcomes. Enrollment information includes enrollment by attendance, enrollment by registration type, credits enrolled by attendance, and enrollment by gender and race/ethnicity. Outcomes information includes retention rates, graduation rates, degrees awarded by race/ethnicity, certification exam results, and job growth projections for target occupations.

Enrollment by Registration Type
Fall 2013



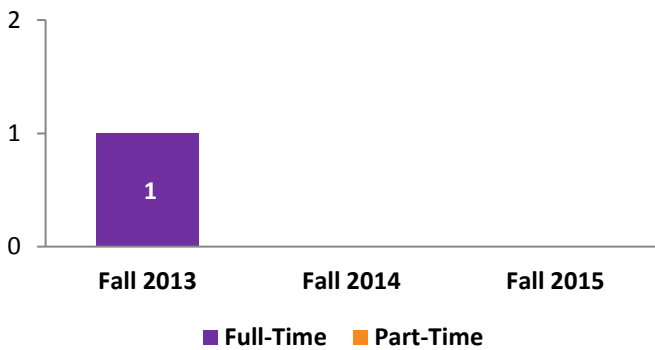
■ First-Time* ■ Transfer** ■ Stop-out*** ■ Returning****

*New to college **New to Bergen (originally enrolled at different institution)
Not enrolled in previous semester *Enrolled in previous semester

Source: SURE Enrollment File

Enrollment by Attendance

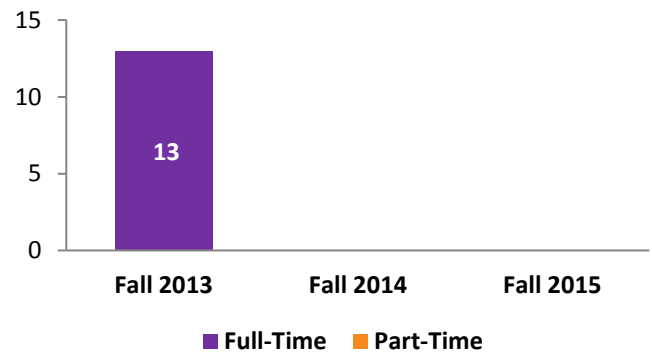
Student Status	Fall 2013	Fall 2014	Fall 2015
Full-Time	1	-	-
Part-Time	-	-	-
TOTAL	1	-	-



Source: SURE Enrollment File

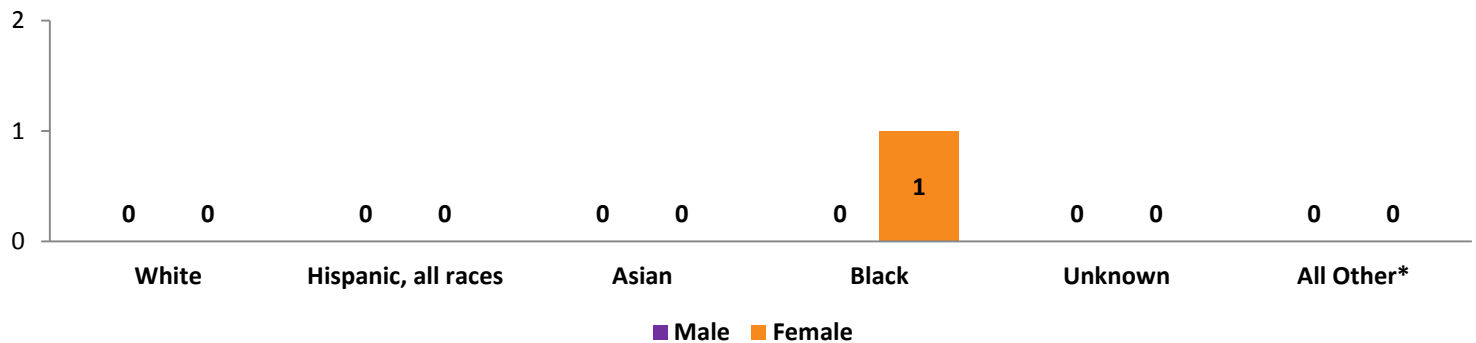
Credits Enrolled by Attendance

Student Status	Fall 2013	Fall 2014	Fall 2015
Full-Time	13	-	-
Part-Time	-	-	-
TOTAL	13	-	-



Source: SURE Enrollment File

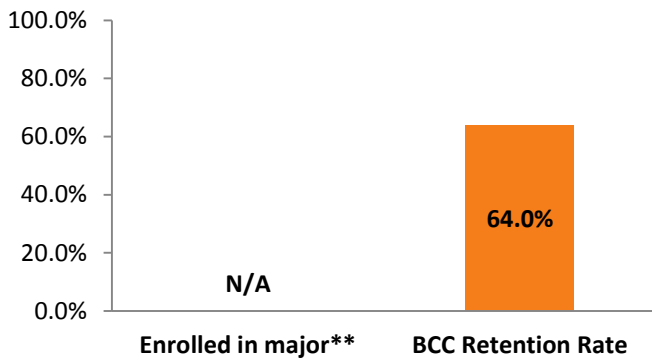
Enrollment by Gender & Race/Ethnicity, Fall 2013



*All Other category includes American Indian/Alaskan Natives, Hawaiian/Pacific Islanders, Non-Resident Aliens and students who reported two or more races.

Source: SURE Enrollment File

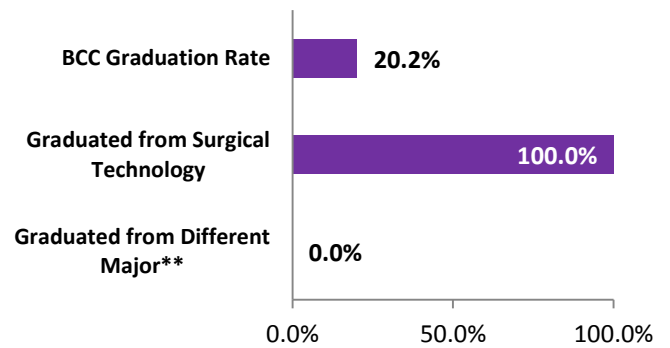
One-Year Retention, FTFTDS*, Fall 2014



*One-Year Retention Rate includes First-Time, Full-Time, Degree-Seeking Students in Fall 2014 who re-enrolled at BCC in Fall 2015. **Students who were First-Time, Full-Time and enrolled in major in Fall 2014 and re-enrolled at BCC in Fall 2015. **NOTE:** N/A signifies no enrollment in initial cohort.

Source: SURE Enrollment File

Three-Year Graduation*, Fall 2012



*For the purpose of this report, Three-Year Graduation refers to students who were enrolled in Fall 2012 as of 10th day and received a grade in their first semester program required course (SUR-101) and graduated from BCC before Fall 2015.

Source: IPEDS Graduation Rates Survey

BCC Graduates' Certification Exam Results*

Certification Examination	Passed Exam		
	2012	2013	2014
Certified Surgical Technologists (CST) Examination	82%	88%	78%

*Upon graduation from the BCC Surgical Technology program, students are qualified to take the Certified Surgical Technologists (CST) Examination.

Source: BCC Surgical Technology Department

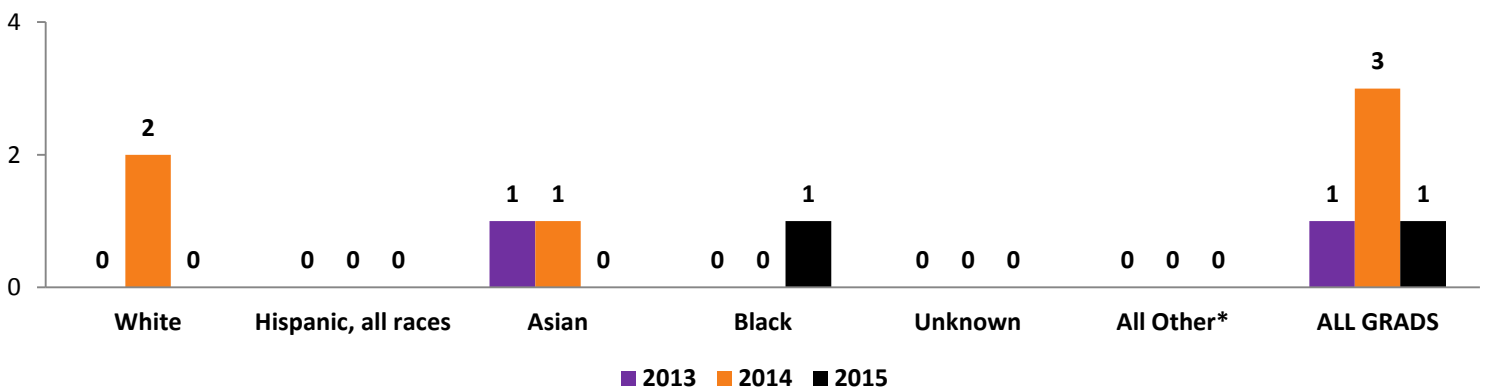
Job Growth for Target Occupations, NYC Metro Area*

Target Occupation	2015 Jobs	2025 Jobs	% Change
Surgical Technologists	5,578	6,545	17.0%

***NYC Metro Area** includes: **NJ counties:** Bergen, Essex, Hudson, Hunterdon, Middlesex, Monmouth, Morris, Ocean, Passaic, Somerset, Sussex, Union **NY counties:** Bronx, Dutchess, Kings, Nassau, New York, Orange, Putnam, Queens, Richmond, Rockland, Suffolk, Westchester **PA counties:** Pike

Source: EMSI Economic Modeling, NJ Dept. of Labor

Degrees Awarded by Race/Ethnicity



*All Other category includes American Indian/Alaskan Natives, Hawaiian/Pacific Islanders, Non-Resident Aliens and students who reported two or more races.

Source: SURE Degrees Awarded File