

GRADUATION AND TRANSFER RATE REPORT



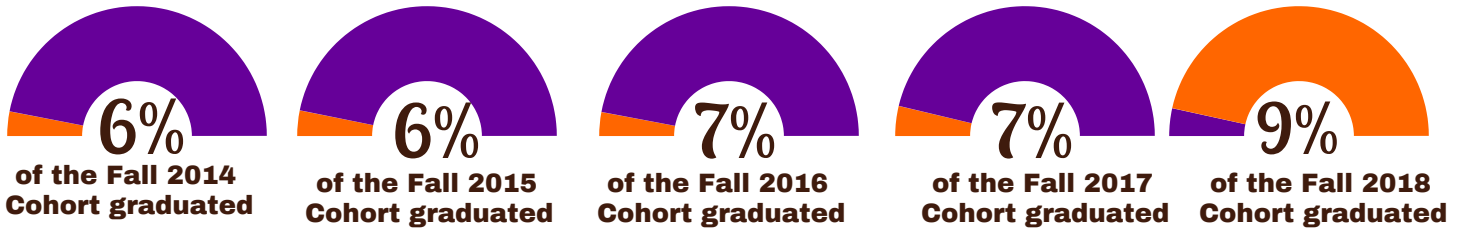
FULL-TIME, FIRST-TIME, DEGREE-SEEKING STUDENTS
FALL 2014 COHORT - FALL 2018 COHORT



Center for Institutional
Effectiveness

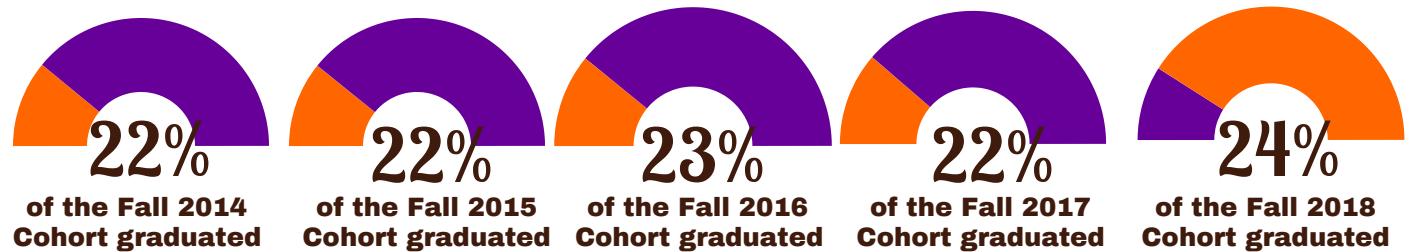
2-YEAR GRADUATION RATE

FALL 2014 COHORT - FALL 2018 COHORT



3-YEAR GRADUATION RATE

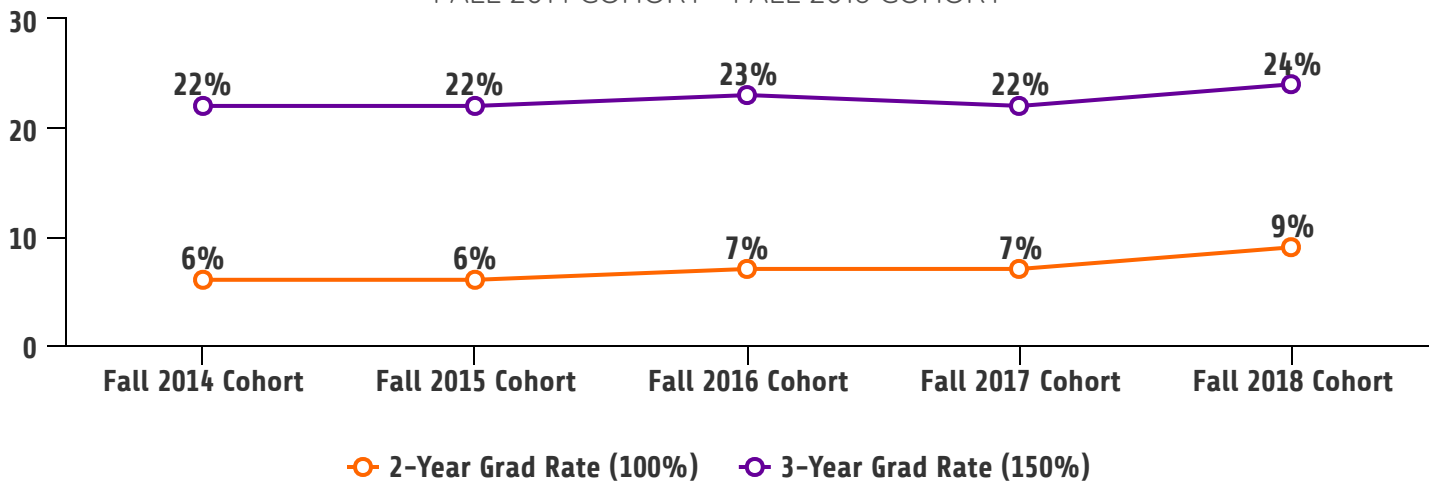
FALL 2014 COHORT - FALL 2018 COHORT



See Page 5 for all notes and sources.

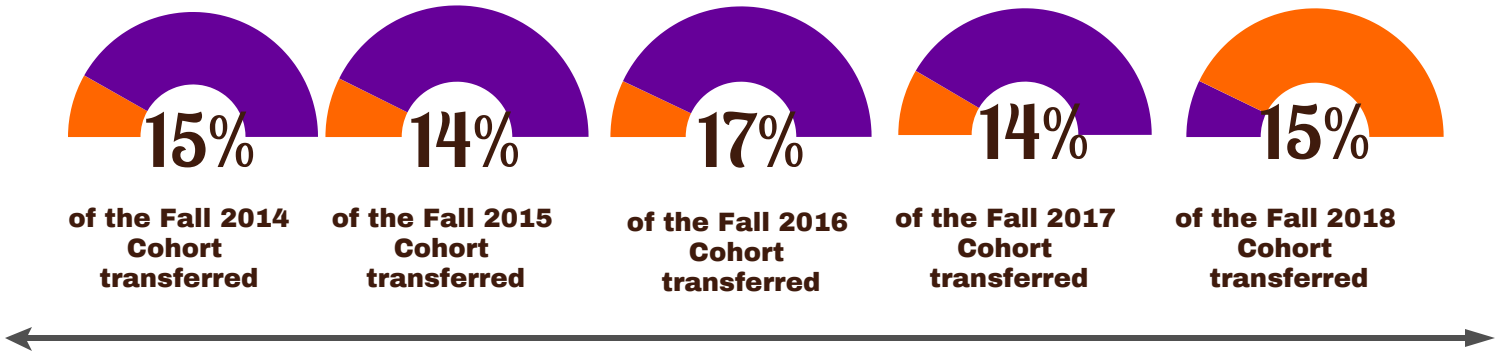
GRADUATION RATE TRENDS

FALL 2014 COHORT - FALL 2018 COHORT



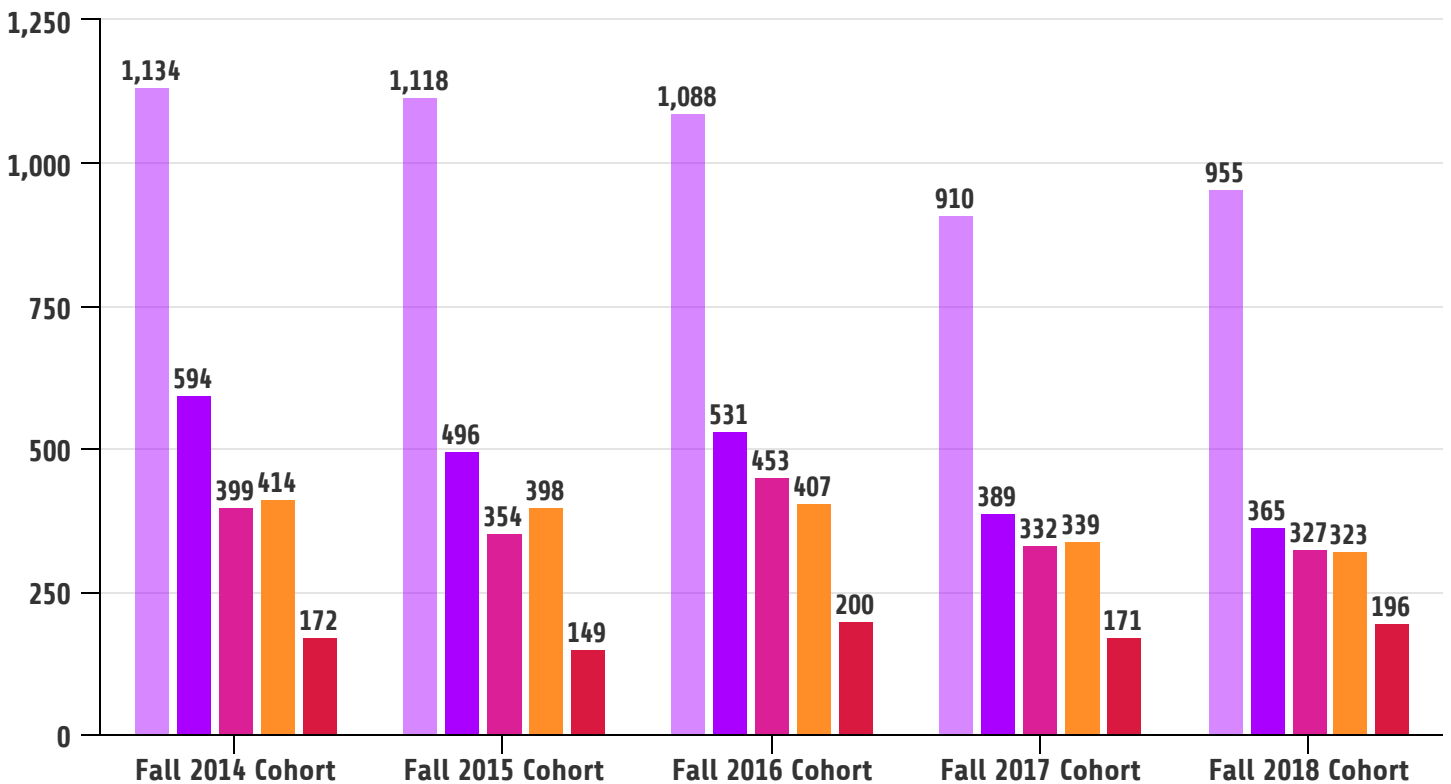
3-YEAR TRANSFER (W/O GRADUATING) RATE

FALL 2014 COHORT - FALL 2018 COHORT



OVERALL COHORT OUTCOMES

FALL 2014 COHORT - FALL 2018 COHORT

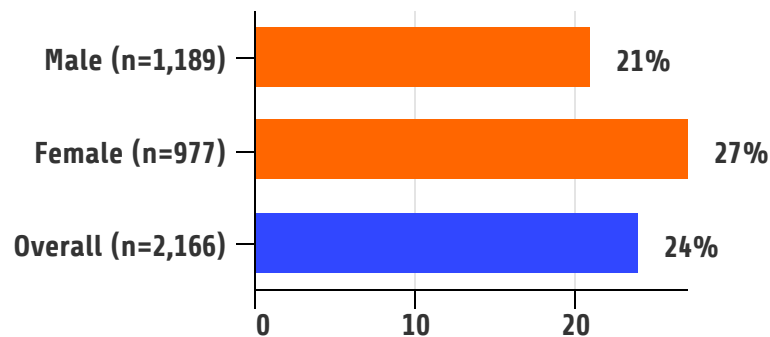


See Page 5 for all notes and sources.

■ No Longer Enrolled at BCC
 ■ Still Enrolled at BCC as of Third Year
 ■ Transferred without Graduating in 3 Years
 ■ Graduated between 2 and 3 Years
 ■ Graduated in 2 Years

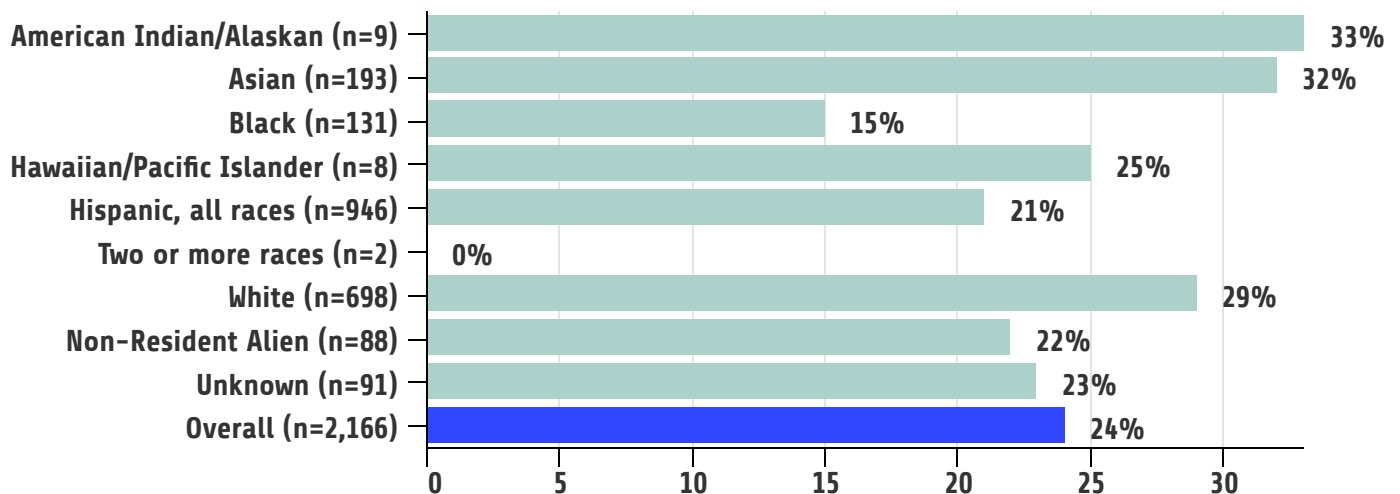
3-YEAR GRADUATION RATE BY GENDER

FALL 2018 COHORT



3-YEAR GRADUATION RATE BY RACE/ETHNICITY

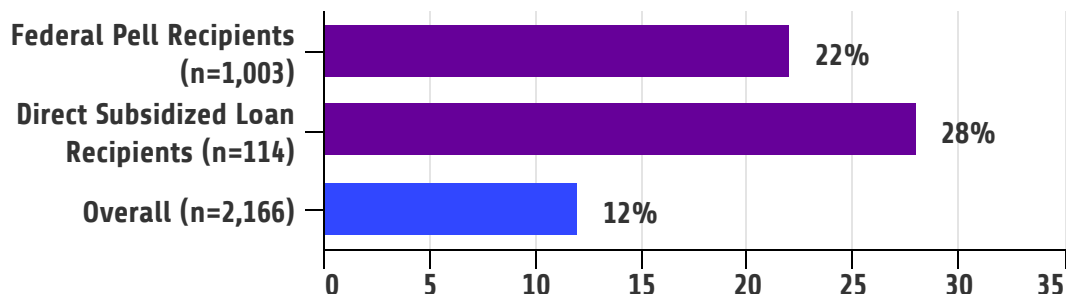
FALL 2018 COHORT



See Page 5 for all notes and sources.

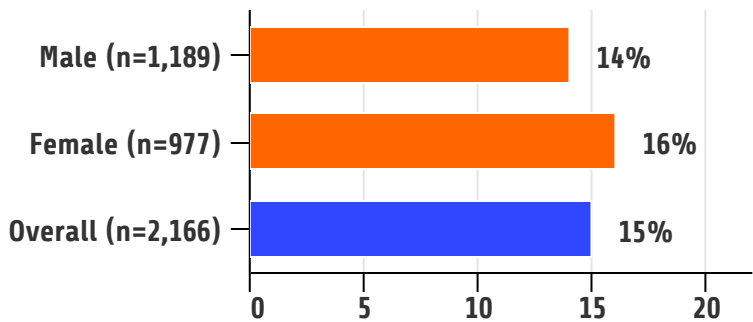
3-YEAR GRADUATION RATE BY FINANCIAL AID

FALL 2018 COHORT



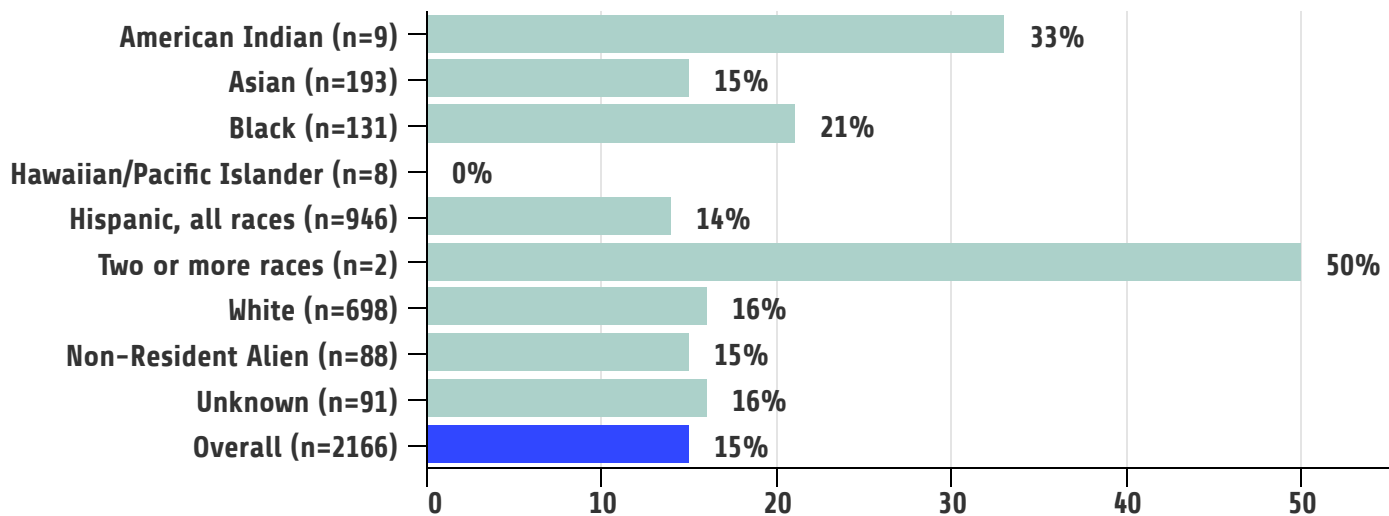
3-YEAR TRANSFER (W/O GRADUATING) RATE BY GENDER

FALL 2018 COHORT



3-YEAR TRANSFER (W/O GRADUATING) RATE BY RACE/ETHNICITY

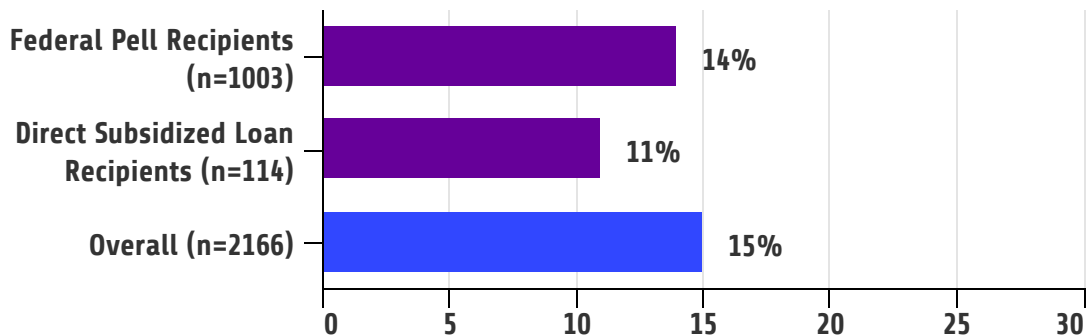
FALL 2018 COHORT



See Page 5 for all notes and sources.

3-YEAR TRANSFER (W/O GRADUATING) RATE BY FINANCIAL AID

FALL 2018 COHORT



NOTES AND SOURCES

BY CHART

2-YEAR GRADUATION RATE

First-Time, Full-Time, Degree/Certificate Seeking Students who graduated from Bergen within two years of initial enrollment in Cohort Year.
Source: IPEDS Graduation Rate Survey Files, 2017-2018, 2018-2019, 2019-2020, 2020-2021, 2021-2022.

3-YEAR GRADUATION RATE

First-Time, Full-Time, Degree/Certificate Seeking Students who graduated from Bergen within three years of initial enrollment in Cohort Year.
Source: IPEDS Graduation Rate Survey Files, 2017-2018, 2018-2019, 2019-2020, 2020-2021, 2021-2022.

GRADUATION RATE TRENDS

First-Time, Full-Time, Degree/Certificate Seeking Students who graduated from Bergen within two years and three years of initial enrollment in Cohort Year.
Source: IPEDS Graduation Rate Survey Files, 2017-2018, 2018-2019, 2019-2020, 2020-2021, 2021-2022.

3-YEAR TRANSFER (W/O GRADUATING) RATE

First-Time, Full-Time, Degree/Certificate Seeking Students who transferred without graduating from Bergen within three years of initial enrollment in Cohort Year.
Source: IPEDS Graduation Rate Survey Files, 2017-2018, 2018-2019, 2019-2020, 2020-2021, 2021-2022; National Student Clearinghouse.

OVERALL COHORT OUTCOMES

First-Time, Full-Time, Degree/Certificate Seeking Students who graduated from Bergen within two years, graduated from Bergen within three years, transferred without graduating from Bergen within three years, or were still enrolled at Bergen in the fall semester immediately after the third year from initial enrollment in Cohort Year.
Source: IPEDS Graduation Rate Survey Files, 2017-2018, 2018-2019, 2019-2020, 2020-2021, 2021-2022; National Student Clearinghouse.

3-YEAR GRADUATION RATE BY GENDER

First-Time, Full-Time, Degree/Certificate Seeking Students who graduated from Bergen within three years of initial enrollment in Cohort Year. Students with unknown gender were recoded as Male.
Source: 2021-2022 IPEDS Graduation Rate Survey File, Fall 2018 SURE Enrollment File.

3-YEAR GRADUATION RATE BY RACE/ETHNICITY

First-Time, Full-Time, Degree/Certificate Seeking Students who graduated from Bergen within three years of initial enrollment in Cohort Year. Non-Resident Alien category included in IPEDS Graduation Rates Survey. Category includes individuals of diverse ethnic/racial backgrounds.
Source: 2021-2022 IPEDS Graduation Rate Survey File, Fall 2018 SURE Enrollment File.

3-YEAR GRADUATION RATE BY FINANCIAL AID

First-Time, Full-Time, Degree/Certificate Seeking Students who graduated from Bergen within three years of initial enrollment in Cohort Year. Pell Grant Recipients received the Pell Grant during their first year at Bergen. Direct Subsidized Loan Recipients received the loans during their first year at Bergen and did not receive a Pell Grant during their first year at Bergen.
Source: 2021-2022 IPEDS Graduation Rate Survey, 2018-2019 Student on Aid File.

3-YEAR TRANSFER (W/O GRADUATING) RATE BY GENDER

First-Time, Full-Time, Degree/Certificate Seeking Students who transferred without graduating from Bergen within three years of initial enrollment in Cohort Year. Students with unknown gender were recoded as Male.
Source: 2021-2022 IPEDS Graduation Rate Survey File, Fall 2018 SURE Enrollment File, National Student Clearinghouse.

3-YEAR TRANSFER (W/O GRADUATING) RATE BY RACE/ETHNICITY

First-Time, Full-Time, Degree/Certificate Seeking Students who transferred without graduating from Bergen within three years of initial enrollment in Cohort Year. Non-Resident Alien category included in IPEDS Graduation Rates Survey. Category includes individuals of diverse ethnic/racial backgrounds.
Source: 2021-2022 IPEDS Graduation Rate Survey File, Fall 2018 SURE Enrollment File, National Student Clearinghouse.

3-YEAR TRANSFER (W/O GRADUATING) RATE BY FINANCIAL AID

First-Time, Full-Time, Degree/Certificate Seeking Students who transferred without graduating from Bergen within three years of initial enrollment in Cohort Year. Pell Grant Recipients received the Pell Grant during their first year at Bergen. Direct Subsidized Loan Recipients received the loans during their first year at Bergen and did not receive a Pell Grant during their first year at Bergen.
Source: 2021-2022 IPEDS Graduation Rate Survey File, 2018-2019 Student on Aid File, National Student Clearinghouse.