



The Graduate Transfer Experience Report

August 2015

Table of Contents

Executive Summary	1
The Survey	1
The Respondents.....	1
The Transfer Experience.....	2
Introduction	3
The Survey Questions	3
Section I: The Respondents.....	4
Degrees Received from BCC	4
Transfer Institutions.....	6
Transfer Degrees.....	6
Current Enrollment Status	8
Section II: The Transfer Experience.....	9
Credits Accepted by Transfer Institution.....	9
Credits Needed to Complete Transfer Degree	11
General Education Requirements	12
Accepted Bergen Courses	13
Appendix A: BCC Degree by Transfer Institution Degree	14
Appendix B: Additional Comments	15
Positive Comments.....	15
Neutral Comments.....	17
Negative Comments	17

Executive Summary

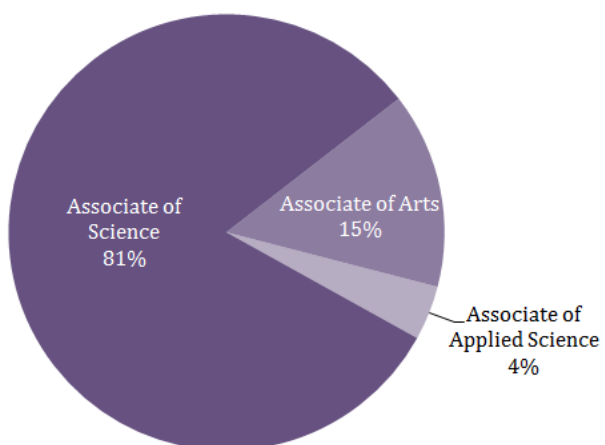
The Survey

- An 11-question survey was sent to 1,282 FY2014¹ graduates of Bergen Community College who transferred to a four-year institution.
- A web link to an online survey was sent out to the students' school and personal email addresses. One hundred twenty-four responses were collected.
- The students were asked questions about the degree they received from Bergen², their current institution, their current degree program, the number of credits they transferred from BCC, the number of credits they have left to complete, general education requirements, and any courses that were not accepted at their transfer institution.

The Respondents

- Of the 124 respondents, the overwhelming majority of students transferred with an Associate of Science (A.S.) degree (81%). Fifteen percent transferred with an Associate of Arts (A.A.) degree and 4% transferred with an Associate of Applied Science (A.A.S.) degree.
- The most popular degree program that respondents graduated from before transferring was General Professional Studies A.S., from which 42 respondents (34%) graduated. Eleven respondents graduated with a Natural Science and Math, General Curriculum A.S. degree (9%) and nine graduated with a degree in General Liberal Arts A.A. (7%).
- One hundred eight respondents (88%) transferred to one of thirteen mentioned in-state institutions, whereas only fifteen respondents (12%) transferred to one of ten mentioned out-of-state institutions.
- The most frequently transferred-to institutions were Montclair State University (35%), Rutgers University (19%), and William Paterson University (17%).

Degree Types Received from BCC



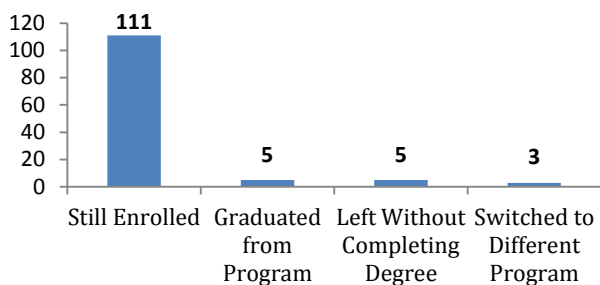
Transfer Institution Location	N	%
In-State Transfers	108	87.8
Out-of-State Transfers	15	12.2
Total	123	100.0

Top Transfer Institutions	N	%
Montclair State University	38	35.2%
Rutgers University	20	18.5%
William Paterson University	18	16.7%

¹ This cohort includes August 2013, December 2013, and May 2014 graduates.

² Self-reported BCC program data was not analyzed in this report due to incorrect information. Bergen graduates' programs of study were acquired by matching their 7-digit identification numbers to their programs through Colleague.

Current Enrollment Status



The overwhelming majority of graduates who transferred to a four-year institution are still currently enrolled (111 respondents). Five graduated from their program, five left without obtaining a degree, and three switched to a different program.

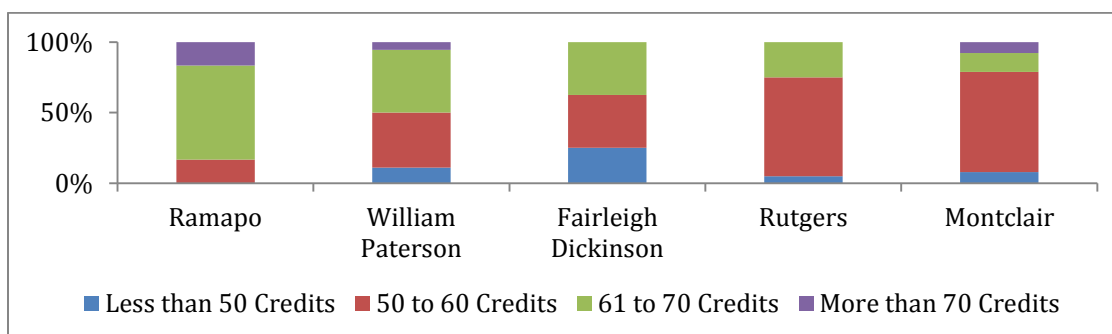
Graduates' original programs of study at Bergen were compared with the program in which they enrolled at their transfer institution. Those with a degree in General Professional Studies A.S. most frequently transferred into a Natural Sciences and Math or Liberal Arts program. The overwhelming majority of those from the Natural Science and Math, General Curriculum A.S. program most typically transferred into a 'Natural Sciences and Math' program at their four-year institution (73%). General Liberal Arts degree recipients most frequently enrolled in a Liberal Arts or 'Other' program. All respondents with a degree in Business Administration enrolled in either a Business Administration or Accounting program. Similarly, all of the respondents who were Accounting majors at Bergen enrolled in an Accounting program at their transfer institution.

The Transfer Experience

Seventy-seven percent of transfer students reported that their transfer institution accepted 50 to 70 credits. Out-of-state transfer institutions were also more likely to accept 61 credits or more than were in-state institutions. To analyze the transferability of certain degrees, the number of credits accepted by transfer institutions was evaluated in comparison with the degrees respondents received from Bergen. Fifty percent of respondents with a Business Administration A.S. degree had 61 or more credits accepted, followed by General Liberal Arts A.A. (44%), Natural Science and Math, General Curriculum A.S. (36%), Accounting A.S. (33%), and General Professional Studies A.S. (32%).

Credits Accepted by Top Transfer Schools

The number of accepted credits was broken out by transfer institution to see which colleges typically accepted more transfer credits. Ramapo College accepted 61 or more credits according to 83% of those who transferred there, followed by William Paterson University (50% of transfers), Fairleigh Dickinson University (38%), Rutgers University (25%), and Montclair State University (21%).



Introduction

In December 2014, an 11-question survey was distributed to FY2014 graduates of Bergen Community College who had transferred to a four-year institution, according to data from the National Student Clearing House. The goal of this questionnaire was to garner feedback regarding the transfer experience of BCC graduates. In total, the survey was sent to 1,282 graduates who received an Associate of Arts (A.A.), Associate of Fine Arts (A.F.A.), Associate of Applied Science (A.A.S.), or an Associate of Science (A.S.) degree. A link to an online survey was sent out to the students' school and personal email addresses and 124 responses were collected (9.7% response rate). These responses were then analyzed and are presented to the BCC community in the form of this report.

The Survey Questions

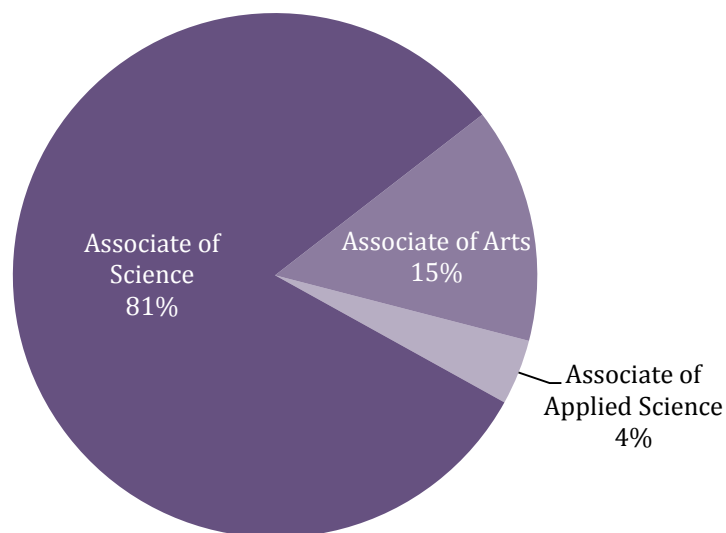
1. Please enter your 7-digit student ID, provided in your e-mail survey invitation.
2. What degree did you receive from Bergen Community College?
3. After leaving Bergen, in which four-year institution did you enroll?
4. In what type of degree did you enroll at your transfer institution?
 - a. BA
 - b. BS
 - c. MA
 - d. MS
 - e. Other (Please specify)
5. In What type of program did you enroll at you transfer institution? (e.g., Accounting, Business Administration, Sociology, etc.)
6. Are you still enrolled in this program?
 - a. Yes, I am still currently enrolled in this program.
 - b. No, I have graduated from this program and received my degree.
 - c. No, I have left my transfer institution without completing a degree.
 - d. No, I am at the same institution but have switched to a different program (please identify below).
7. Approximately how many credits completed at Bergen were accepted by your transfer institution?
8. Upon transferring to your four-year institution, approximately how many credits did you need to complete your program?
9. Were there any General Education course requirements you completed at Bergen that you were required to retake at your four-year institution?
 - a. No
 - b. Yes (Please identify which courses)
10. Were there any courses you completed at Bergen that were not accepted at your four-year institution?
 - a. No
 - b. Yes (Please specify)
11. Please use the space below to provide any additional comments you may have regarding your transfer experience between Bergen Community College and your current institution.

Section I: The Respondents

Degrees Received from BCC

Before examining the transfer experience, it is important to first explore the demographic make-up of the transfer students who participated in this survey. The first question *“What degree did you receive from Bergen Community College?”* included a drop-down menu of all the active programs available at BCC. Students could select the program from which they received their degree. However, a few students selected a program from which they did not graduate; therefore program data was collected through Colleague by matching students’ 7-digit identification numbers with their Bergen degree programs. Figure 1 below shows the breakdown of BCC degree types and Table 1 shows the breakdown of the specific degrees earned by the respondents. Overall, 101 respondents (81%) graduated with an Associate of Science degree, 18 respondents (15%) received an Associate of Arts degree, and 5 (4%) graduated with an Associate of Applied science.

Figure 1. Degree Types Received from BCC



As shown below in Table 1, the most popular major was General Professional Studies A.S., in which 42 respondents (34%) received degrees. Following in popularity, 11 respondents (9%) received a degree in Natural Science and Math, General Curriculum A.S. and 9 respondents (7%) graduated with a degree in General Liberal Arts A.A.

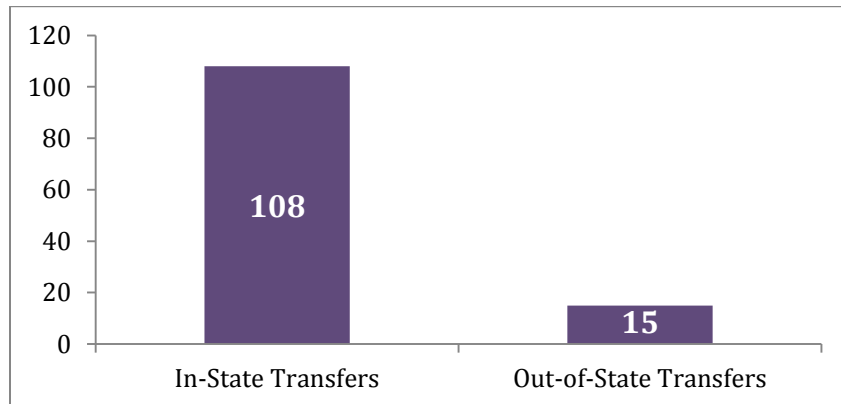
Table 1. Degrees Received from Bergen Community College

Degree Name & Type	N	%
General Professional Studies (AS)	42	33.9
Natural Science and Math, General Curriculum (AS)	11	8.9
General Liberal Arts (AA)	9	7.3
Business Administration (AS)	8	6.5
Accounting (AS)	6	4.8
Criminal Justice (AS)	5	4.0
Psychology (AA)	5	4.0
Management (AS)	4	3.2
Engineering Science (AS)	3	2.4
Marketing (AS)	3	2.4
Biology (AS)	2	1.6
Computer Science (AS)	2	1.6
Exercise Science (AS)	2	1.6
Information Technology (AS)	2	1.6
International Trade (AS)	2	1.6
Political Science (AA)	2	1.6
Social Work (AS)	2	1.6
Aviation Administration (AS)	1	.8
Banking (AAS)	1	.8
Broadcasting (AS)	1	.8
Chemistry (AS)	1	.8
Computer Animation (AAS)	1	.8
Education (AS)	1	.8
History (AA)	1	.8
Journalism (AS)	1	.8
Mathematics (AS)	1	.8
Networking Administration (AAS)	1	.8
Nursing (AAS)	1	.8
Paralegal Studies (AAS)	1	.8
Philosophy (AA)	1	.8
Physics (AS)	1	.8
Total	124	100.0

Transfer Institutions

Respondents were asked to identify the institution they transferred to after graduating from Bergen Community College. The majority of graduates (88%) transferred within the state of New Jersey, and only 12% transferred to an out-of-state institution (Figure 2).

Figure 2. Number of In-State vs. Out-of-State Transfers



Shown in Table 2, the in-state schools that accepted the most transfers were Montclair State University (35%), Rutgers University (19%), and William Paterson University (17%). For those who transferred out of state, roughly one-third of transfer students enrolled at The City University of New York (CUNY) and 13% transferred to Berkeley College.

Table 2. Transfer Institutions

Transfer Institution	N	%
In-State Transfers	108	87.8%
Out-of-State Transfers	15	12.2%
Total	123	100.0%

New Jersey Transfer Institutions	N	%
Montclair State University	38	35.2%
Rutgers University	20	18.5%
William Paterson University	18	16.7%
Fairleigh Dickinson University	8	7.4%
Ramapo College of New Jersey	6	5.6%
New Jersey Institute of Technology	5	4.6%
Bloomfield College	3	2.8%
New Jersey City University	3	1.9%
Felician College	2	1.9%
Thomas Edison State College	2	1.9%
Montclair State University, Fairleigh Dickinson University	1	.9%
Stevens Institute of Technology	1	.9%
The Richard Stockton College of New Jersey	1	.9%
Total	108	100.0%

Out-of-State Transfer Institutions	N	%
The City University of New York	5	33.3%
Berkeley College	2	13.3%
Boston College	1	6.7%
Metropolitan College of New York	1	6.7%
Quinnipiac University	1	6.7%
University of Bridgeport	1	6.7%
University of California Berkeley	1	6.7%
University of New Haven	1	6.7%
University of New Mexico	1	6.7%
Vaughn College of Aeronautics and Technology	1	6.7%
Total	15	100.0%

In order to see how degrees awarded at Bergen Community College translated into degrees pursued at transfer institutions, the five BCC degrees with the most respondents were examined. The students were asked to write in their transfer degrees, which were later grouped into twelve categories. Table 3 shows the crosswalk between the top five BCC degrees and the 12 degree categories in which transfer students enrolled.

Respondents from the General Professional Studies A.S. degree program transferred most frequently into a Natural Sciences and Math program (19%) or Liberal Arts (19%). Seventy-three percent of the students who graduated from Bergen with a degree in Natural Science and Math, General Curriculum A.S. pursued a degree in a similar field at their transfer institution. Twenty-two percent of General Liberal Arts A.A. graduates transferred into a Liberal Arts degree program and 22% transferred into an 'Other' program. Of those who received a Business Administration B.A. degree from Bergen Community College, half enrolled in an Accounting program and the other half enrolled in a Business Administration degree program. Similarly, all six Accounting A.S. degree recipients who responded to the survey enrolled in an accounting program at their transfer institution.

Table 3. Crosswalk between BCC Degree and Transfer Institution Degree

		Top 5 BCC Degrees									
		General Professional Studies (AS)		Natural Science and Math, General Curriculum (AS)		General Liberal Arts (AA)		Business Administration (AS)		Accounting (AS)	
		N	%	N	%	N	%	N	%	N	%
12 Transfer Degree Categories	Natural Sciences and Math	8	19.0%	8	72.7%	0	0.0%	0	0.0%	0	0.0%
	Business Administration	5	11.9%	1	9.1%	1	11.1%	4	50.0%	0	0.0%
	Accounting	0	0.0%	0	0.0%	0	0.0%	4	50.0%	6	100.0%
	Liberal Arts	8	19.0%	0	0.0%	2	22.2%	0	0.0%	0	0.0%
	Other	7	16.7%	0	0.0%	2	22.2%	0	0.0%	0	0.0%
	Education	3	7.1%	0	0.0%	1	11.1%	0	0.0%	0	0.0%
	Fine and Performing Arts	3	7.1%	0	0.0%	1	11.1%	0	0.0%	0	0.0%
	Nursing	3	7.1%	1	9.1%	0	0.0%	0	0.0%	0	0.0%
	Psychology	3	7.1%	0	0.0%	1	11.1%	0	0.0%	0	0.0%
	Communication	2	4.8%	0	0.0%	1	11.1%	0	0.0%	0	0.0%
	Engineering	0	0.0%	1	9.1%	0	0.0%	0	0.0%	0	0.0%
	Information Technology	0	0.0%	0	0.0%	0	0.0%	0	0.0%	0	0.0%
	Total	42	100.0%	11	100.0%	9	100.0%	8	100.0%	6	100.0%

Current Enrollment Status

Students were asked about their current enrollment status at their transfer institution, whether they were still enrolled in the same program, graduated, left without completing a degree, or if they are still enrolled, but switched to a different program. Shown in Table 4, the overwhelming majority (almost 90%) stated that they were still enrolled at their transfer institution, and 4% stated that they had already graduated from their program.

Table 4. Current Enrollment Status

Status	N	%
Still Enrolled, Same Program	111	89.5%
Graduated from Program	5	4.0%
Left Without Completing Degree	5	4.0%
Still Enrolled, Different Program	3	2.4%
Total	124	100.0%

If the graduates stated that they had switched to a different program, they received a follow-up question inquiring about their current program. Both the “Original Program” and “New Program” variables have not been recoded into categories, but are the actual program names that respondents reported on the survey. Only three respondents (2%) reported changing their program of study while enrolled at their transfer institution. Table 5 below shows the programs that the three respondents switched from, and which program they were enrolled in at the time of survey administration, by institution.

Table 5. Respondents Who Switched Programs

Transfer University/College	Original Program	New Program
Montclair State University	BA Theater Studies	Communications
Montclair State University	BS Athletic Training	Philosophy & Economics
Rutgers University	BA Mathematics	Cultural Anthropology

Five respondents (4%) reported that they had already graduated from their transfer institution. One respondent received a degree in Psychology from Ramapo College of New Jersey, two respondents graduated from Montclair State University in Business related fields, and two students received Biology (B.A.) degrees: one from Felician College and the other from Rutgers University.

Table 6. Respondents Who Graduated from their Transfer Institution

University/College	Degree Earned
Felician College	BA, Biology
Montclair State University	BA, Marketing
Montclair State University	BS, Business Administration
Ramapo College of New Jersey	BA, Psychology
Rutgers University	BA, Biology

Section II: The Transfer Experience

Credits Accepted by Transfer Institution

Respondents were asked to report the approximate number of credits that were accepted by their transfer institution. Almost half of respondents (47%) stated that their transfer institution accepted approximately 50 to 60 credits, and 30% stated that 61-70 credits were accepted (Table 7).

Table 7. Credits Accepted at Transfer Institution

Number Credits Accepted	N	%
Less than 50 Credits	13	10.5%
50 to 60 Credits	58	47.2%
61 to 70 Credits	37	30.1%
More than 70 Credits	15	12.2%
Total	123	100.0%

The approximate number of credits accepted was further broken out by in-state and out-of-state transfer institutions. As shown in Table 8, a higher proportion of respondents who transferred out of state had 61 or more credits accepted by their transfer institution (73%) than those who transferred within the state (37%).

Table 8. Credits Accepted by In-State vs. Out-of-State Schools

Number of Credits Accepted	In-State		Out-of-State	
	N	%	N	%
Less than 50 Credits	12	11.2%	1	6.7%
50 to 60 Credits	55	51.4%	3	20.0%
61 to 70 Credits	31	29.0%	6	40.0%
More than 70 Credits	9	8.4%	5	33.3%
Total	107	100.0%	15	100.0%

Table 9 presents a closer look at the approximate number of credits accepted by the most frequently transferred-to institutions by Bergen graduates. Ramapo College most frequently accepted 61 credits or more (according to 83% of its transfer students), followed by William Paterson University (50%), and Fairleigh Dickinson University (38%).

Table 9. Credits Accepted by Top Transfer Schools

Number of Credits Accepted	Montclair		Rutgers		William Paterson		Fairleigh Dickinson		Ramapo	
	N	%	N	%	N	%	N	%	N	%
Less than 50 Credits	3	7.9%	1	5.0%	2	11.1%	2	25.0%	0	0.0%
50 to 60 Credits	27	71.1%	14	70.0%	7	38.9%	3	37.5%	1	16.7%
61 to 70 Credits	5	13.2%	5	25.0%	8	44.4%	3	37.5%	4	66.7%
More than 70 Credits	3	7.9%	0	0.0%	1	5.6%	0	0.0%	1	16.7%
Total	38	100.0%	20	100.0%	18	100.0%	8	100.0%	6	100.0%

Table 10 shows the number of credits accepted by institutions, broken out by the top five transfer degree categories (not including the ‘Other’ degree category). Graduates who transferred into a Liberal Arts degree program at their transfer institution more frequently had 61 or more credits transfer (61%), followed by Business Administration (44%), Psychology (44%), Accounting (42%), and Natural Sciences and Math (23%).

Table 10. Credits Accepted by Transfer Degree

Number of Credits Accepted	Natural Sciences and Math		Business Administration		Liberal Arts		Accounting		Psychology	
	N	%	N	%	N	%	N	%	N	%
Less than 50 Credits	2	9.1%	0	0.0%	2	11.1%	1	8.3%	1	11.1%
50 to 60 Credits	15	68.2%	10	55.6%	5	27.8%	6	50.0%	4	44.4%
61 to 70 Credits	5	22.7%	6	33.3%	8	44.4%	3	25.0%	4	44.4%
More than 70 Credits	0	0.0%	2	11.1%	3	16.7%	2	16.7%	0	0.0%
Total	22	100%	18	100%	18	100%	12	100%	9	100%

Credits Needed to Complete Transfer Degree

The students were asked “When you transferred to you four-year institution, approximately how many credits did you need to complete your program?” The intent of this question was to learn how many more credits were still needed to complete a four-year degree after the students factored out the credits transferred over from Bergen. In response to this question, the number of credits ranged from 3 to 150 and it was clear that the question was misconstrued by some respondents. Those who answered 120 and above most likely thought that the question was asking how many credits were needed to complete a four-year degree *in total* at their transfer institution regardless of how many credits they had transferred. For the 7 respondents who answered 120 credits or above, the number of accepted credits was then subtracted from the total number of credits they needed to complete a four-year degree. For example, a student reported that his/her transfer institution accepted 90 credits from Bergen, and that he/she needed 128 credits to complete a degree. The restructured variable would equal 38 (128 minus 90). Table 11 below shows the difference in frequencies between the original and the restructured “Needed Credits” variable.

Table 11. Credits Needed Original vs. Credits Needed Restructured

Credits Needed - Original	N	%
Less than 50 Credits	23	19.5%
50 to 60 Credits	54	45.8%
61 to 70 Credits	23	19.5%
More than 70 Credits	18	15.3%
Total	118	100.0%

Credits Needed - Restructured	N	%
Less than 50 Credits	25	21.2%
50 to 60 Credits	57	48.3%
61 to 70 Credits	23	19.5%
More than 70 Credits	13	11.0%
Total	118	100.0%

General Education Requirements

Respondents were also asked if they had to retake any General Education courses at their transfer institution that they had taken at Bergen Community College. Seventy-three percent stated that they did not have to retake any General Education courses at their transfer institution (Table 12).

Table 12. Retaking General Education Requirements

	N	%
Not Required to Retake Gen Ed Courses	105	72.9%
Required to Retake Gen Ed Courses	18	14.6%
Total	123	100.0%

The 18 graduates who specified that they had to retake a General Education course, were asked to specifically list any rejected courses. According to Table 13, Biology was the most frequently rejected course by Rutgers University. Overall, Physics and some Mathematics General Education courses were commonly rejected by transfer institutions.

Table 13. General Education Courses Rejected by Transfer Institution

College/University	General Education Course
Montclair State University	Developmental Psychology
Montclair State University	General Physics
Montclair State University	MAT-071, etc. (basic math classes)
Montclair State University	Unspecified
Montclair State University	World Cultures requirement
New Jersey Institute of Technology	CS-100 Roadmap to Computing
New Jersey Institute of Technology	CS-100 Roadmap to Computing
Rutgers University	English Composition 101
Rutgers University	General Biology I
Rutgers University	General Biology I
Rutgers University	General Biology II
Rutgers University	Introduction to Philosophy
Rutgers University	Physics I
Rutgers University	Unspecified
The City University of New York	Physics 3
University of New Haven	Speech Communication
University of New Mexico	Computer Science, Technical Writing, Calculus 1.
Vaughn College of Aeronautics and Technology, NY	Math, Literature, Physics, History, American Gov.

Accepted Bergen Courses

In addition, respondents were asked to report if any Non-General Education courses were rejected by their transfer institution. Roughly eighty-five percent reported that all of their Non-General Education courses were accepted by their transfer institution.

Table 14. Retaking Non-General Education Requirements

	N	%
All Classes Accepted at Transfer Institution	104	84.6%
Not All Classes Accepted at Transfer Institution	19	15.4%
Total	123	100.0%

If respondents stated that some of their Non-General Education courses were rejected by their institution, they were asked to provide the specific courses that were not accepted. Two students from Rutgers University stated that Accounting courses were rejected, and overall, Wellness and Exercise courses, Engineering Mechanics, and Intermediate Accounting courses were most frequently rejected by transfer institutions.

Table 15. Rejected Non-General Education Courses by Transfer Institution

College/University	Rejected Course(s)
Fairleigh Dickinson University	Wellness and Exercise course
Felician College	Wellness and Exercise course
Metropolitan College of New York	Accounting
Montclair State University	Advanced Java Programming
Montclair State University	Embryology
Montclair State University	Intermediate Accounting I
Montclair State University	Introduction to Abnormal Psychology
New Jersey Institute of Technology	Discrete Math, Mandarin
Rutgers University	Calculus, Business Management
Rutgers University	Intermediate Accounting I
Rutgers University	Intermediate Accounting I
Rutgers University	Intermediate Algebra
Rutgers University	Principles of Finance (201)
Rutgers University	Unspecified
Stevens Institute of Technology	Engineering Mechanics
The City University of New York	Engineering Mechanics, Drafting
William Paterson University	Chemistry
William Paterson University	Education classes
William Paterson University	Small Business Management

Appendix A: BCC Degree by Transfer Institution Degree

Table 16 shows the crosswalk between the degrees awarded by Bergen Community College and the programs in which transfer students enrolled at their new institution. The “Transfer Institution Degrees” have been recoded into 12 categories shown below (including “Other”) to organize the various degree types available at other institutions into similar subjects.

Table 16. Crosswalk between BCC Degree and Transfer Institution Degree

		12 Transfer Degree Categories												Total
		Natural Sciences and Math	Business Administration	Liberal Arts	Accounting	Other	Psychology	Education	Information Technology	Nursing	Communication	Fine and Performing Arts	Engineering	
BCC Degrees	General Professional Studies (AS)	8	5	8	0	7	3	3	0	3	2	3	0	42
	Natural Science and Math (AS)	8	1	0	0	0	0	0	0	1	0	0	1	11
	General Liberal Arts (AA)	0	1	2	0	2	1	1	0	0	1	1	0	9
	Business Administration (AS)	0	4	0	4	0	0	0	0	0	0	0	0	8
	Accounting (AS)	0	0	0	6	0	0	0	0	0	0	0	0	6
	Criminal Justice (AS)	1	0	2	0	1	0	0	1	0	0	0	0	5
	Psychology (AA)	0	0	1	0	0	3	0	0	0	1	0	0	5
	Management (AS)	0	3	0	0	1	0	0	0	0	0	0	0	4
	Engineering Science (AS)	0	0	0	0	0	0	0	0	0	0	0	3	3
	Marketing (AS)	0	1	0	1	0	1	0	0	0	0	0	0	3
	Biology (AS)	1	0	0	0	0	0	0	0	1	0	0	0	2
	Computer Science (AS)	0	0	0	0	0	0	0	2	0	0	0	0	2
	Exercise Science (AS)	1	0	0	0	0	0	1	0	0	0	0	0	2
	Information Technology (AS)	0	0	0	0	0	0	0	2	0	0	0	0	2
	International Trade (AS)	0	2	0	0	0	0	0	0	0	0	0	0	2
	Political Science (AA)	0	0	1	0	0	0	1	0	0	0	0	0	2
	Aviation Administration (AS)	0	1	0	0	0	0	0	0	0	0	0	0	1
	Banking (AAS)	0	0	0	1	0	0	0	0	0	0	0	0	1
	Broadcasting (AS)	0	0	0	0	0	0	0	0	0	0	1	0	1
	Chemistry (AS)	1	0	0	0	0	0	0	0	0	0	0	0	1
	Computer Animation (AAS)	0	0	0	0	0	0	0	0	0	1	0	0	1
	Education (AS)	1	0	0	0	0	0	0	0	0	0	0	0	1
	History (AA)	0	0	1	0	0	0	0	0	0	0	0	0	1
	Journalism (AS)	0	0	1	0	0	0	0	0	0	0	0	0	1
	Mathematics (AS)	1	0	0	0	0	0	0	0	0	0	0	0	1
	Networking Administration (AAS)	0	0	0	0	0	0	0	1	0	0	0	0	1
	Nursing (AAS)	0	0	0	0	0	0	0	0	1	0	0	0	1
	Paralegal Studies (AAS)	0	0	0	0	1	0	0	0	0	0	0	0	1
	Philosophy (AA)	0	0	1	0	0	0	0	0	0	0	0	0	1
	Physics (AS)	0	0	0	0	0	0	1	0	0	0	0	0	1
	Social Work (AS)	0	0	1	0	0	1	0	0	0	0	0	0	2
	Total	22	18	18	12	12	9	7	6	6	5	5	4	124

Appendix B: Additional Comments

At the end of the survey, an “Additional Comments” section was provided for transfer students to voice their opinions regarding their transfer experiences between Bergen Community College and their transfer institution. The comments were broken down into either a “Positive”, “Neutral”, or “Negative” category to observe an overall view of the transfer experience. Shown in Table 17, 64% provided positive comments, whereas roughly 36% provided neutral or negative comments regarding their transfer experiences. The actual comments are shown below.

Table 17. Additional Comments by Type

Comment Type	N	%
Positive	37	63.8%
Neutral	5	8.6%
Negative	16	27.6%
Total	58	100.0%

Positive Comments

- 1 Your advisors are amazing. I've been a student in two other community colleges and neither was anywhere near as organized and helpful in the advising department. Great work, thank you!
- 2 Transfer to Montclair was painless. Academic Advisor for Math Dept. is extremely helpful on helping you get all your credits and resolve any discrepancies.
- 3 Transfer process to Montclair State University was hassle-free.
- 4 Think twice about doing it because when you go to your 4 year college at least at Montclair they waive all of your gen eds so you do not have any classes to mix with your high level major requirements.
- 5 The whole process was relatively painless and easy and all of my credits and classes transferred with no issues.
- 6 The Transition was absolutely Seamless, I took 99 Credits at BCC and basically achieved a double A.A Degree in History & Political Science, I consider the Honors Program to be top notch and the Honors Classes I took to obtain the Honors Diploma did assist me greatly in transferring to the more vigorous academic environment at Boston College. I am in their Non-Traditional B.A. Program which allows me to work full time as a Substitute Teacher while I finish my Degree. I am grateful each & every day for the excellent academic & Student Life Experiences provided by BCC especially my involvement in PTK, Honors Association, & PTK. I would not be the successful student I am today had it not been for BCC!
- 7 The process was very smooth and painless. I greatly appreciate all the work of my professors at BCC that was put into my educational and intellectual growth. Thank you!
- 8 Thanks to NJ STARS Scholarship and Phi Theta Kappa Scholarship through Bergen Community College, I can afford to attend Fairleigh Dickinson University and pursue a career in Law Enforcement. Thank you.
- 9 Starting out at Bergen and transferring is a great way to start out college for someone who is not exactly sure what they want to study.
- 10 Smooth transition. Graduated from Bergen Fall 2013 and will graduate from Montclair this spring!
- 11 Smooth transfer process
- 12 My transfer experience was very smooth. The process was easy and the councilors were very helpful.
- 13 It was very good. Graduating at BCC and transferring from BCC was probably the best choice I made in my life.
- 14 It was very easy of a transition to make.
- 15 It was very easy and stress free. I was helped throughout the entire process.
- 16 It was honestly very smooth and easy. Loved Bergen
- 17 It was great, simple, and easy. I did not have a difficult time transferring and I'm fully enjoying my time at Montclair. My professor at BCC helped me decide to go there between that and Rutgers and I don't regret this decision at all
- 18 It was an easy transition, I transferred with my Associates degree so all my credits were transferred and accepted.

Continued...

- 19 It was a smooth transition with my only problems being with the Speech communication class.
- 20 It has been a great transition.
- 21 I'm very fortunate that Bergen Community College and William Paterson University have a great system in accepting so many credits. I love my new school and I'm happy I spent the time at Bergen to get my associates.
- 22 I'm glad I decided to get my A.S. at Bergen first then transferring.
- 23 I wish that I could have attended Bergen for all four years, I would have. That's how much I love the college and loved my professors!
- 24 I went to Bergen in 2011, at age 24; I was a new mother to a six month old. I graduated December of 2013 from BCC. Upon completion, I went to Montclair and I will be getting my bachelor's degree in May of this year. I am very eager and excited about my future and even more proud of my accomplishments that took me longer than most. I did have a few credits from when i went to Ramapo college when i was 18. To answer your question, my transfer experience was amazing.
- 25 I was grateful that I enrolled in Bergen Community College and graduated with accounting degree. I am satisfied with my credit transfer in four year university.
- 26 I think since Ramapo is a four year college the course work is twice as hard and more than that of Bergen Community College. However, I'm very grateful for the preparation our professors at Bergen Community College gave us towards this challenge. It really helps when you took the professors advice serious and put it into practice.
- 27 I really appreciate BCC - that was my first educational experience in the US. I was amazed of the professors' qualification. I've learned a lot; and also one year at BCC helped my English enough, so I was able to pass TOEFL and GRE in Psychology. MSU counted all my credits from BCC and bachelor from my MS in Psychology from Russia,
- 28 I loved Bergen Community College and was sad to transfer to my new institution. However, Bloomfield College accepted me warmly that it feels like where I now belong. The transfer process was easy and I have had the privilege of working with amazing international advisors both at Bergen Community College and Bloomfield College.
- 29 I left Montclair it sucked now at William Paterson its great still a psychology major they took all my credits! much better fit
- 30 I have missed Bergen even though I was always in school for academic purposes--less time for extra- curricular activities. I regret for not spending some of the time there for non-academic associations. I am beginning to realize how it is important to be a different student at MSU. My most profound experience is always a heartfelt smile when I look back at the days as a student at Bergen.
- 31 I have had a very positive experience while enrolled to BCC. The faculty is good- caring about students, the Chairs are always encouraging the students in their endeavors, and promote a successful student life. I would like to mention a few names I will remember: Dean --, Chair --, Director --, and Dr. --, the best professor in math a college can have. She could make even the stones learn pre-calculus!!! My transfer to Vaughn College was smooth, and so far Summer 2014, and Fall 2014 semesters finished with A straight. Right now, I have been given the honor to be on the President's list. Unfortunately, this spring semester I had to slow down, because of an ugly sinus infection and flu. I will be registered only for 3 classes. Overall, my whole experience in this journey of mine was very positive. Thank you, BCC!!!
- 32 I could not be happier with my education from Bergen! The honors program at BCC prepared me for the transition and allowed me to not feel overwhelmed with the new academic load. Everything that I needed to transfer did and my background in Mathematics has helped me even in my current internship!
- 33 I am glad that I was chosen for this survey because I am happy to share the fact that my experience at Bergen Community College was practically unforgettable. At the time, while I was at BCC, I didn't realize how great of an education I was really getting. I was constantly challenged to push my own limits and study hard. I learned so much that I still carry with me now... After leaving, I went to MSU, still undecided, registered for 12 credits and expected to be swamped with work. In reality, the professors taught me literally nothing and driving all the way to Montclair was a complete waste of my time. They expected us to do all of our studies at home, assigned no homework, and wasted class time talking about irrelevant things. I truly wish that my experience at Montclair was anything like my experience at Bergen, because maybe I would have stayed there.
- 34 Bergen Community College provided an exceptional preparation for transfer to a four-year University.
- 35 Bergen Community College is an excellent educational institution. I have not seen any major difference between Rutgers and BCC in terms of quality of the education. I can even say that there were many and more inspirational teachers in BCC. I am proud of my degree from BCC. Thank you
- 36 Bergen Community College has exceeded my expectations. The transition to a 4-year university was very smooth.
- 37 Absolutely I did a correct decision to come to Bergen cc and then transfer to MSU because main advantage was counting all of my credit from Bergen cc by must. It wasn't too hard to transfer Montclair state university. I just needed right time to enroll the program. thanks BCC family..

Neutral Comments

- 1 Students unfamiliar with the process should be taught to map out the courses they need, look at the required G.E. Courses of the school and program they want to do and take equivalents at BCC. Some people may not know that, and just take random BCC classes just to fill their BCC requirements, but that doesn't make the most of their time and money.
- 2 Overall a decent experience. It heavily depends on the student. One thing I've seen at Rutgers that was useful was having an advisor assigned to the student that was a professor in that department. For example as a biology major my advisor was a biology professor, they were able to provide good tips on classes to take and help provide suggestions to the classes I would take. Especially in math and sciences there is a bit of an order to properly learn the subject matter, and some courses really benefit when taken concurrently but given the restraint with seats available per class and since most of the classes are still intro level there isn't too much of a need for this either.
- 3 No everything was very smooth, the only thing is that I had to take some courses that were for like freshman and that wasn't great but I guess in Bergen I want a requirement to graduate. The courses were (Core)
- 4 Having come to Bergen from a much larger university, the smaller class size at BCC was better for me. That said, the course load does not compare to lower division courses at 4 year schools. At Bergen a long paper was 5 pages - my last class at Ramapo I turned in 5 papers each a min of 15 pgs., for one class. I understand most students that attend Bergen work full-time and/or are not ready for 4 year schools. But, my friend teaches high school social sciences in Saddle Brook; his 10th graders write 10 pg. papers. I learned a lot at Bergen, it got me back on track, and was a good value. But A lot of BCC students don't graduate ready for a 4year school
- 5 Figured it out on my own

Negative Comments

- 1 Wish I would have received more mentoring on how credits were transferred (i.e.: what is accepted what is not).
- 2 Transcript took too long to get sent to my current institution
- 3 There were very similar classes I had to take at FDU that I already took in BCC. The only difference was about a week's worth of information in the course.
- 4 There was a problem with the computerized transfer in the beginning on Montclair's side
- 5 The transfer process was very smooth. However, Rutgers, did not accept any business classes that I took In BCC, although I got A's in all my business classes in BCC. Plus, they did accept only 60 credits even though, I had 78 or more credits in my transcript
- 6 The transcript request process was very painful. BCC claims that we are entitled to 3 free transcripts, but for every transcript I requested I was charged. I sent an email and placed a bunch of phone calls to the bursars office to get reimbursed for the so claimed free transcripts and no one has gotten back to me. Furthermore, the reason why I was forced to order additional transcripts; 1st one was incomplete because I was still taking the class, 2nd was final transcript after graduation but missing the type of degree I received from BCC, and 3rd, I had to request and called and emailed BEGGING for BCC to resubmit my transcript including the degree I received in order to remain at Montclair and be suspended because I did not. You provided the complete transcript that included my degree.
- 7 The only problem I had with my transfer experience was that not all my credits transferred when they should have. I sent in a transcript request to schedule to send after my last summer class. When I started the semester at William Paterson, only 46 credits transferred, so I had to go back to Bergen to resend it.
- 8 One of my courses was not transferred immediately. That was MAT 268
- 9 In order for General Biology (Gen Bio) credits to transfer, you must take Gen Bio 101 and 102 at the same institution. If you took AP Bio in high school and then took Gen Bio 102 at Bergen Community College, when you transfer to Rutgers University, you will only get credit for Gen Bio 102. You have to retake Gen Bio 101.
- 10 I just wish the advisors at BCC enlightened me more about some of the business core classes necessary at Montclair. I am behind slightly at Montclair because classes at Bergen that I should have taken were never taken.
- 11 I believe Bergen Community should better communicate the requirements to students. I also feel counselors should interact with students.
- 12 I wasted a semester due to the lack of assistance when transferring credits to the four year college that did not clarify that I graduated with an Associate's Degree from Bergen. Took four courses for no reason and wasted about \$8000 and a Full Semester delayed now.

Continued...

- 13 In general, I am very happy with my experience at Bergen Community College. The only negative aspect that I got in Bergen Community College was my experience with the professor Dr. -- of Principle of Finance (201). He told several times to the class that there are people that do not belong to college. On a more personal sphere, he told me that I should not study finance because according to him I did not have any idea of what I was doing. Some people dropped his class and one of my classmates actually complained about him. The only reason why I am mentioning this is because I would not like that new students get discourage by his unkind comments. However, that is in the past and I am very grateful with Bergen Community College. I am also happy to be a Rutgers University student majoring in Finance.
- 14 I paid for my transcripts to be sent and they wouldn't get sent, so I had to pay more times than I should've had to pay. Even after all that it still didn't go through properly and it affected my registration at William Paterson. It was extremely difficult to get a hold of someone that could actually help me when trying to solve the problem. I also needed it sent over immediately, which I expressed and it was not. Overall I found it all to be a hassle. It needs much improvement.
- 15 Bergen took forever to send over my transcripts causing a delay in my acceptance, a huge mess, and inability to register for classes on time for my first semester. Administration at BCC needs to act like they like their job for the sake of the students. They're all so miserable, we didn't choose their job. Half the time they tell you they will get on something and it never gets done, like sending transcripts, and you have to take time out of your day to visit them to beg them to so their job! Couldn't be happier to be out of there!
- 16 All the syllabuses were needed for credit evaluation and my transcript doesn't say that I graduated with an associate in science, so I had trouble with that. I also never got my diploma by mail.