

GRADUATION AND TRANSFER RATE REPORT

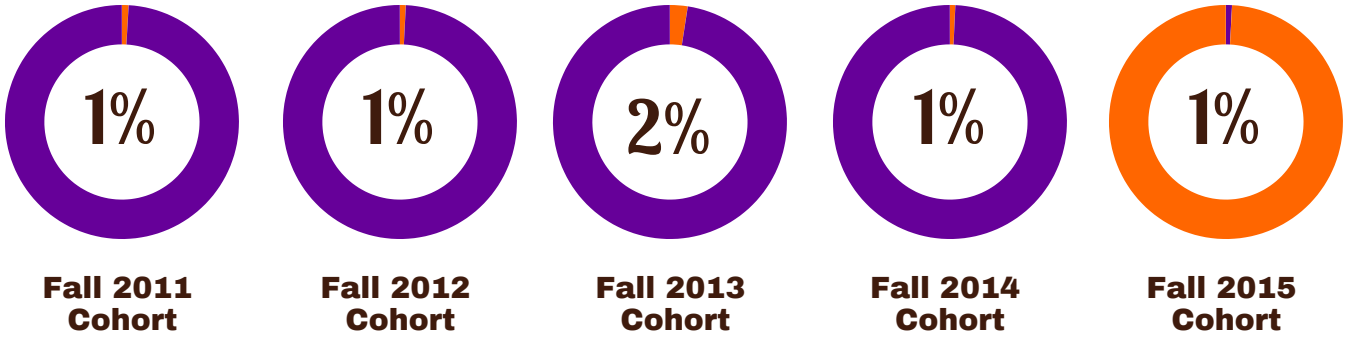
PART-TIME, FIRST-TIME, DEGREE-SEEKING STUDENTS
FALL 2011 COHORT - FALL 2015 COHORT



Center for Institutional
Effectiveness

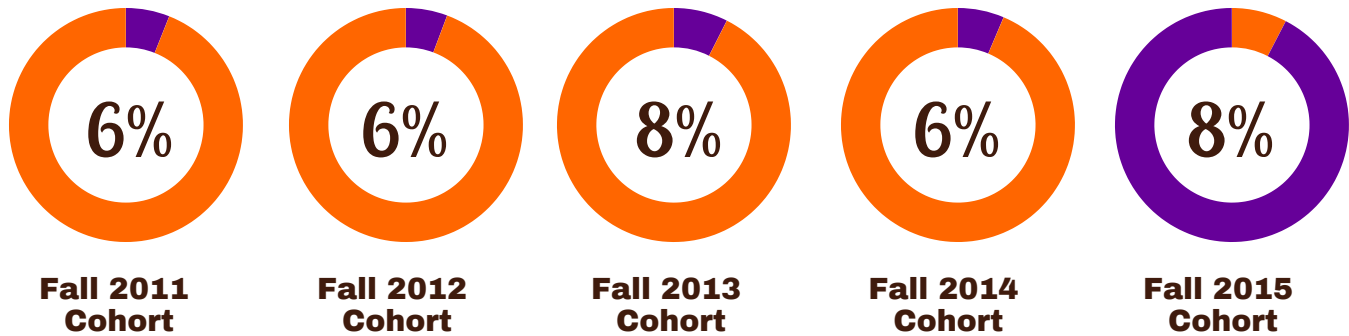
2-YEAR GRADUATION RATE

FALL 2011 COHORT - FALL 2015 COHORT



3-YEAR GRADUATION RATE

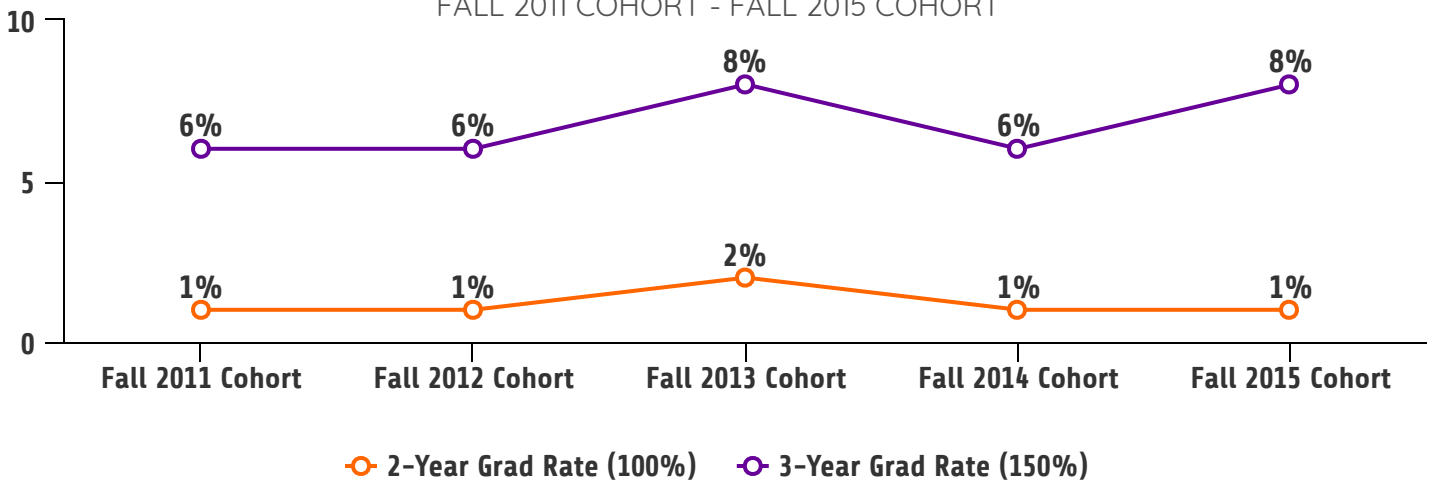
FALL 2011 COHORT - FALL 2015 COHORT



Notes and Sources for all charts are on Page 5

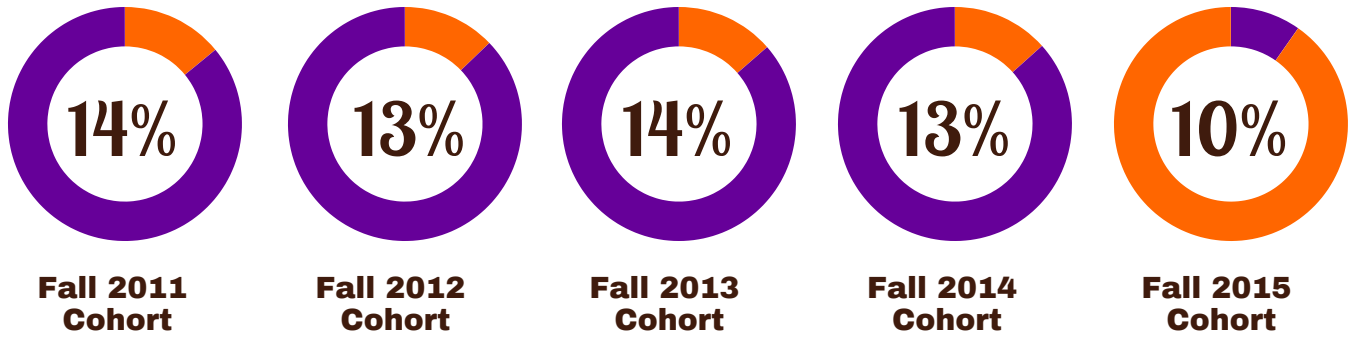
GRADUATION RATE TRENDS

FALL 2011 COHORT - FALL 2015 COHORT



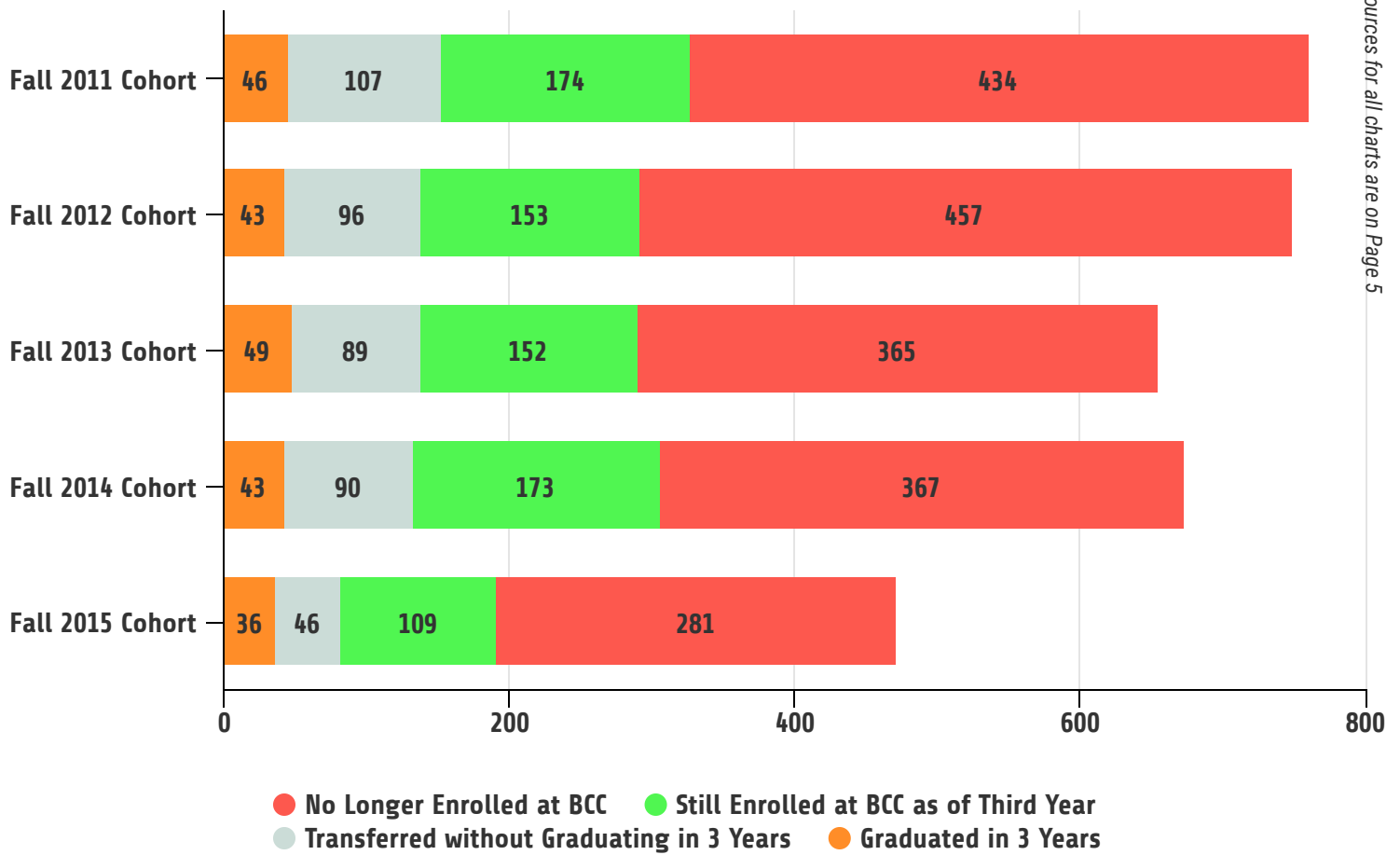
3-YEAR TRANSFER (W/O GRADUATING) RATE

FALL 2011 COHORT - FALL 2015 COHORT



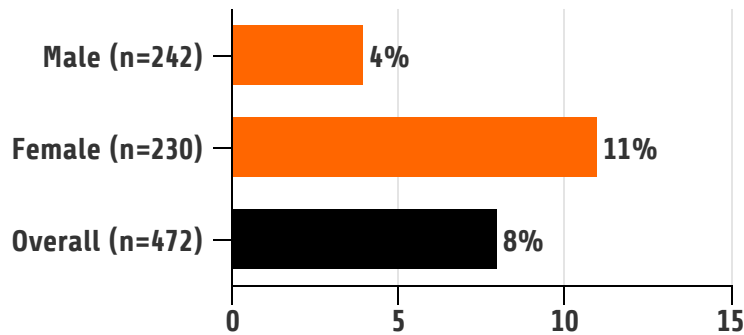
OVERALL COHORT OUTCOMES

FALL 2011 COHORT - FALL 2015 COHORT



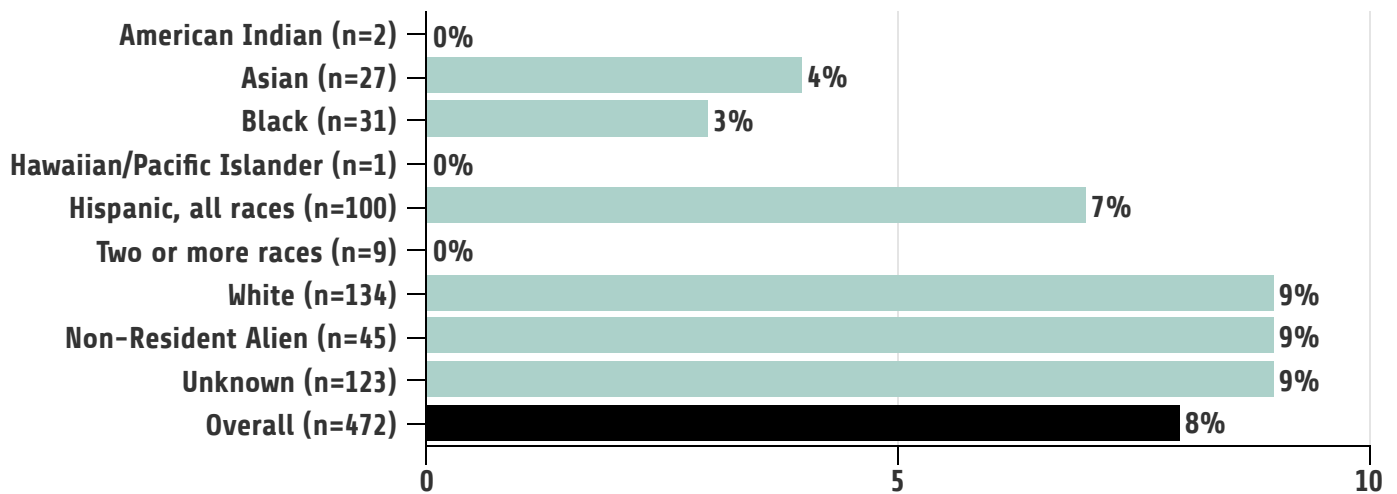
3-YEAR GRADUATION RATE BY GENDER

FALL 2015 COHORT



3-YEAR GRADUATION RATE BY RACE/ETHNICITY

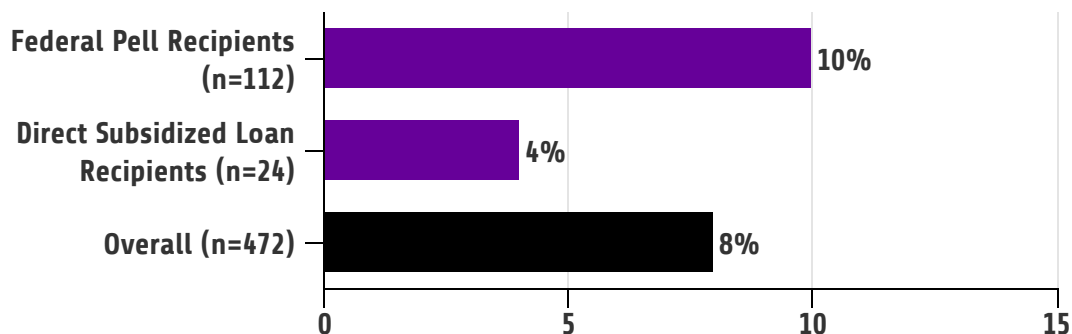
FALL 2015 COHORT



Notes and Sources for all charts are on Page 5

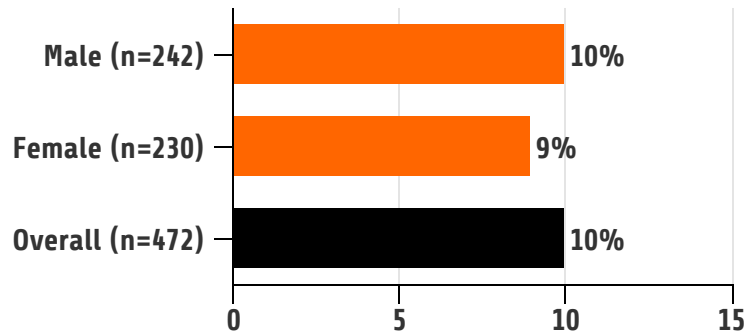
3-YEAR GRADUATION RATE BY FINANCIAL AID

FALL 2015 COHORT



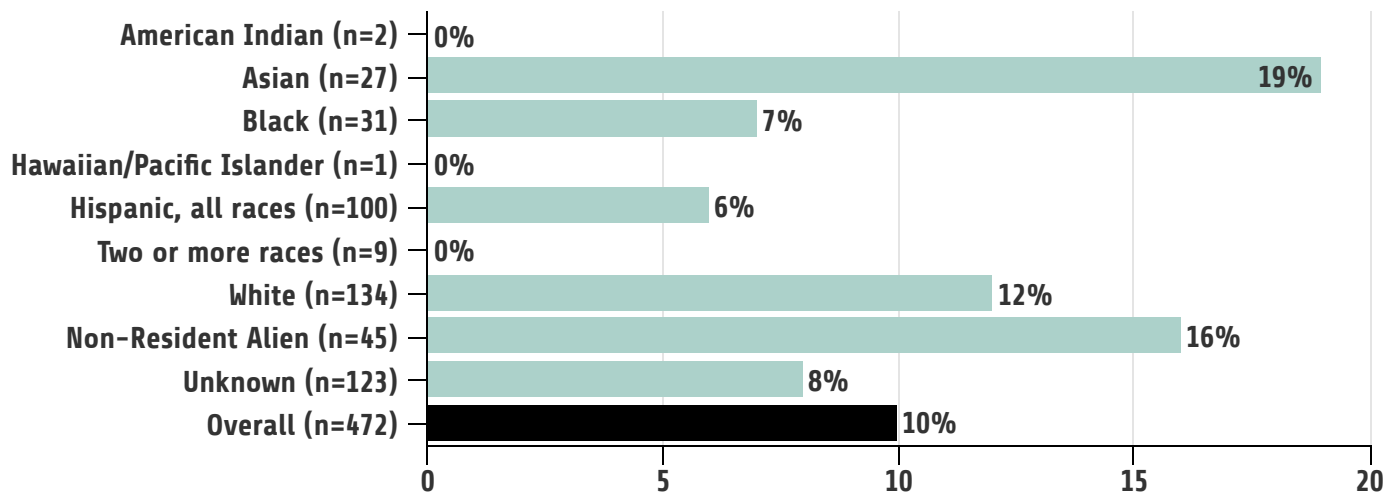
3-YEAR TRANSFER (W/O GRADUATING) RATE BY GENDER

FALL 2015 COHORT



3-YEAR TRANSFER (W/O GRADUATING) RATE BY RACE/ETHNICITY

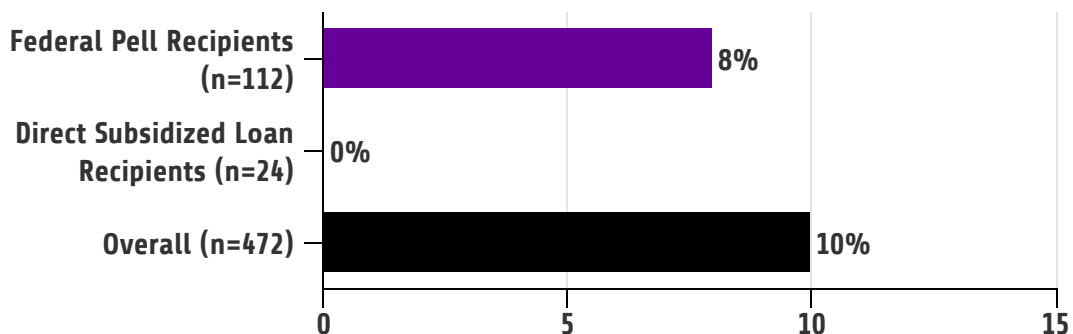
FALL 2015 COHORT



Notes and Sources for all charts are on Page 5

3-YEAR TRANSFER (W/O GRADUATING) RATE BY FINANCIAL AID

FALL 2015 COHORT



NOTES AND SOURCES

BY CHART

2-YEAR GRADUATION RATE

First-Time, Part-Time, Degree/Certificate Seeking Students who graduated from Bergen within two years of initial enrollment in Cohort Year.
Source: SURE Enrollment Files Fall 2011, 2012, 2013, 2014, and 2015 and SQL Graduation Files 2011, 2012, 2013, 2014, 2015, 2016, 2017, and 2018

3-YEAR GRADUATION RATE

First-Time, Part-Time, Degree/Certificate Seeking Students who graduated from Bergen within three years of initial enrollment in Cohort Year.
Source: SURE Enrollment Files Fall 2011, 2012, 2013, 2014, and 2015 and SQL Graduation Files 2011, 2012, 2013, 2014, 2015, 2016, 2017, and 2018

GRADUATION RATE TRENDS

First-Time, Part-Time, Degree/Certificate Seeking Students who graduated from Bergen within two years and three years of initial enrollment in Cohort Year.
Source: SURE Enrollment Files Fall 2011, 2012, 2013, 2014, and 2015 and SQL Graduation Files 2011, 2012, 2013, 2014, 2015, 2016, 2017, and 2018

3-YEAR TRANSFER (W/O GRADUATING) RATE

First-Time, Part-Time, Degree/Certificate Seeking Students who transferred without graduating from Bergen within three years of initial enrollment in Cohort Year.
Source: SURE Enrollment Files Fall 2011, 2012, 2013, 2014, and 2015 and The National Student Clearinghouse

OVERALL COHORT OUTCOMES

First-Time, Part-Time, Degree/Certificate Seeking Students who graduated from Bergen within three years, transferred without graduating from Bergen within three years, or were still enrolled at Bergen in the fall semester immediately after the third year from initial enrollment in Cohort Year.
Source: SURE Enrollment Files Fall 2011, 2012, 2013, 2014, 2015, and 2016, SQL Graduation Files 2011, 2012, 2013, 2014, 2015, 2016, 2017, and 2018, and The National Student Clearinghouse

3-YEAR GRADUATION RATE BY GENDER

First-Time, Part-Time, Degree/Certificate Seeking Students who graduated from Bergen within three years of initial enrollment in Cohort Year. Students with unknown gender were recoded as Male.
Source: Fall 2015 SURE Enrollment File and SQL Graduation Files 2015, 2016, 2017, and 2018

3-YEAR GRADUATION RATE BY RACE/ETHNICITY

First-Time, Part-Time, Degree/Certificate Seeking Students who graduated from Bergen within three years of initial enrollment in Cohort Year. Non-Resident Alien category included in IPEDS Graduation Rates Survey. Category includes individuals of diverse ethnic/racial backgrounds.
Source: Fall 2015 SURE Enrollment File and SQL Graduation Files 2015, 2016, 2017, and 2018

3-YEAR GRADUATION RATE BY FINANCIAL AID

First-Time, Part-Time, Degree/Certificate Seeking Students who graduated from Bergen within three years of initial enrollment in Cohort Year. Pell Grant Recipients received the Pell Grant during their first year at Bergen. Direct Subsidized Loan Recipients received the loans during their first year at Bergen and did not receive a Pell Grant during their first year at Bergen.
Source: Fall 2015 SURE Enrollment File, SQL Graduation Files 2015, 2016, 2017, and 2018, and 2015-2016 IPEDS Student on Aid File

3-YEAR TRANSFER (W/O GRADUATING) RATE BY GENDER

First-Time, Part-Time, Degree/Certificate Seeking Students who transferred without graduating from Bergen within three years of initial enrollment in Cohort Year. Students with unknown gender were recoded as Male.
Source: Fall 2015 SURE Enrollment File and The National Student Clearinghouse

3-YEAR TRANSFER (W/O GRADUATING) RATE BY RACE/ETHNICITY

First-Time, Part-Time, Degree/Certificate Seeking Students who transferred without graduating from Bergen within three years of initial enrollment in Cohort Year. Non-Resident Alien category included in IPEDS Graduation Rates Survey. Category includes individuals of diverse ethnic/racial backgrounds.
Source: Fall 2015 SURE Enrollment File and The National Student Clearinghouse

3-YEAR TRANSFER (W/O GRADUATING) RATE BY FINANCIAL AID

First-Time, Part-Time, Degree/Certificate Seeking Students who transferred without graduating from Bergen within three years of initial enrollment in Cohort Year. Pell Grant Recipients received the Pell Grant during their first year at Bergen. Direct Subsidized Loan Recipients received the loans during their first year at Bergen and did not receive a Pell Grant during their first year at Bergen.
Source: Fall 2015 SURE Enrollment File, The National Student Clearinghouse, and 2015-2016 IPEDS Student on Aid File