

MoodleRooms Snap Theme

This screenshot shows a Moodle course page. At the top left is the Bergen Community College logo. The page title is '2012FA Accounting I (ACC-101-099WB)'. On the right, there are links for 'My Courses', a notification bell with '2' alerts, and a gear icon for 'Course Admin'. Below the title is a 'Change cover image' button. The main content area is titled 'Introduction' by 'Professor Christopher Mayer'. It features an 'Edit section' button with a document icon. Below this is a 'FORUM' section with a 'News forum' and icons for navigation, editing, and more options. At the bottom, there are 'Exams and Homework' and a 'Please remember:' section. On the left, a 'CONTENTS' sidebar lists 'Introduction' (Progress: 1 / 10) and 'Topic 1' through 'Topic 10'. At the bottom left, there are buttons for 'Create a new section' and 'Course Dashboard'.

Switch to next course

Course Admin

Edit Section

Move/Edit /More icons

Access Open Grader / GradeBook / Course Settings

This screenshot shows a Moodle user profile page for 'Amarjit Kaur'. The top navigation bar includes 'Profile - Dashboard - Preferences - Grades - Log out'. Below this, there are tabs for 'Courses', '2016', and '2015'. A 'Browse all courses' link is also present. The main area displays three course cards: '2012FA Accounting I (ACC-101-099WB)' with 10% progress, '2012FA Accounting I (ACC-101-099WB)' with 0% progress, and '2012FA English Comp II (WRT-201-091WB)' with 0% progress. On the right, there are sections for 'Deadlines' (no upcoming deadlines), 'Grading' (no submissions to grade), 'Messages' (no messages), and 'Forum posts' (no relevant forum posts). A 'CLOSE' button is in the top right corner.









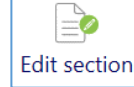



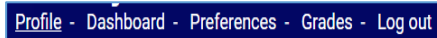
Logout

Check deadlines /new messages /forum posts

Switch Terms

Progress Bar

MoodleRooms Snap Theme Cheat sheet

View Administration block	Click  icon from the upper right hand corner
View Navigation block	Topics/Weeks listed on the left side of the course home page
Edit Course Settings	Click  Course Dashboard -> Course Settings
View Open Grader	Click  Course Dashboard -> Open Grader
View Gradebook	Click  Course Dashboard -> Gradebook
Edit Blocks	Click  Course Dashboard -> Edit Blocks
Move Resource or Activity	Click Arrow icon  next to Resource or Activity
Edit Resource or Activity	Click Pencil icon  next to Resource or Activity
Delete/Hide/Duplicate Resource or Activity	Click three dot icon  next to Resource or Activity
Change Section title	Click Edit Section  from the course home page
Navigate Topics/Weeks	Click  NEXT SECTION Topic 1 >
Add an Activity	Click  Create learning activity at the bottom of a section
Add Files	Click  Drop files to attach, or browse at the bottom of a section
Edit Profile	Click Profile from MyCourse page  Profile - Dashboard - Preferences - Grades - Log out

Resources: Book, File, Folder, Label, Lightbox Gallery, Page, URL, IMS Content Package

Activity: Quiz, Assignment, Open Forum, Chat, Choice, Checklist, Feedback, Glossary, Journal, Lesson, Turnitin Assignment, Illumira Media Player, Certificate, Follete Discover, External Tool, Datatbase, Interactive Content